

# ROGUE VALLEY Door

You can trust your home to Rogue Valley Door.  
America's largest builder of wood doors.

# Contents

*Welcome to Rogue Valley Door.*

<b>Table of Contents</b>	<b>4</b>
<b>We Are Rogue Valley Door</b>	<b>7</b>
<b>Our Commitment</b>	<b>8</b>
<b>Door Builder &amp; RoguePDQ</b>	<b>10</b>
<b>What Makes Us Different</b>	<b>13</b>
<b>Choose Your Perfect Door</b>	<b>14</b>
Rogue Premium Options	16
Rogue Premium Plus	18
Sizes and Fire-Rated	20
Glass Options	22
Standard Wood Options	24
Specialized Wood Options	26
Weathered Wood Treatments	28

<b>Custom Designed Doors</b>	<b>30</b>
Textured Glass	36
Multiple Species	38
Glass Panel	40
Carved	42
Etched Glass	44
Shaped	46

<b>Entry Doors</b>	<b>48</b>
Decorative	52
Urban Door Collection	62
Rustic	66
Plank & Speakeasy	70
Grooved Panel	72
Traditional	74
French	82
Panel	86

<b>Interior Doors</b>	<b>90</b>
Urban Door Collection	94
Rustic	96
Grooved Panel	98
French	100
Panel	106
Closet	110
Chalk Board	114
SDF	116

<b>Specialty Doors</b>	<b>120</b>
Cielo Collection	122
Dutch Doors	124
Custom Glass SDL	126
Café Doors	129
Side Lites & Transoms	130

<b>Door Resources</b>	<b>132</b>
Pre-Hung Doors & Machining	133
Millwork Capabilities	134
Sticking/Panel Profile Options	136
Glass Care Instructions	138
Calculating Door Overhang	139
Handling, Installation & Finishing	140
Rogue Valley Door Warranty	143

<b>Door Pattern Index</b>	<b>144</b>
---------------------------	------------

Page 3 features 4533 Shown in Mahogany  
with Satin Glass  
*See page 85*



Custom Door 4092-A (8/0), 4702  
Side Lites, both shown in Fir with  
Seedy Baroque Glass  
*See pages 89 and 130*





Custom Door 4662 shown in Fir  
with 1" SDL Bars, Large Block  
Dentil Shelf and Square Sticking  
*See page 75*





# We are Rogue Valley Door

*America's largest builder of wood doors.*

## **It Starts With a Vision**

In 1985, John Dunkin and his team of designers and craftsmen began creating custom doors and entrances in Grants Pass, Oregon. The goal was not only to offer a top-quality product, but also doors that were expressions of their customers' unique tastes. Drawing inspiration from the natural beauty of Southern Oregon's majestic scenery, Rogue Valley Door quickly built a reputation by combining innovation and artistry with highly crafted precision.

Since then, Rogue Valley Door has grown into America's largest builder of wood doors. Today, our master craftsmen utilize the finest American materials, state-of-the-art milling technology and our 350,000 square foot facility to produce the best doors in the world. We invite you to review our collection, experience our tradition and create your own vision for your home.



Door 1501 shown in  
Fir with Mirror Glass  
*See pages 37, 83,  
100, 105 and 117*

# Our Commitment

*We are committed to the environment and the industry.*

## **RVD Supports Realistic Environmental Practices and Sustainable Forestry Management**

We support the endeavors of Leadership in Energy and Environmental Design (LEED), Forest Stewardship Council (FSC), American Forest and Paper Association (AF&PA), Oregon Forest Resources Institute (OFRI), National Association of Home Builders (NAHB), and the Sustainable Forestry Initiative (SFI) in their efforts to optimize and manage the use of our forests.

Rogue Valley Door will continue to be environmentally sensitive not only in the wood products we use, but also as corporate citizens.


## **Continuing Education for Architects**

### **AIA Accreditation**

Members of The American Institute of Architects (AIA) have access to the institute's Continuing Education System (CES). This program was developed by the AIA to help members meet their state mandatory continuing education (MCE) requirements and to help them fulfill their AIA continuing education requirement for membership renewal.

Most state licensing boards with MCE requirements recognize AIA/CES as the primary source of continuing education for their licensed architects.

Rogue Valley Door is proud to sponsor an AIA continuing education course for architects. For more information, contact your local Rogue Valley Door dealer, or contact us at [info@roguevalleydoor.com](mailto:info@roguevalleydoor.com).



The mark of  
responsible forestry

## **FSC Certification**

Forest Stewardship Council's (FSC) mission is to promote and enhance well managed forests through credible certification that is environmentally responsible, socially acceptable, and economically viable. Rogue Valley Door's FSC certification ensures our wood doors were made using only legally harvested wood, from sustainable forests.

*Ask your Rogue Valley Door dealer about how to special order your door with a FSC certification.*





## Our Commitment

*Rogue Valley Door is committed to promoting and protecting America's greatest renewable resource by being a responsible steward of our forestlands.*

Doors 4583 shown in Mahogany  
with Bevel Glass  
See page 85



# Design Your Door Online

*Whether you're a home owner, builder, designer or architect, you can browse all of our door designs and design the door that's perfect for your needs. Just go to [RogueValleyDoor.com](http://RogueValleyDoor.com)!*



*RogueValleyDoor.com features everything you'll find in this catalog and much more! Browse hundreds of door designs, get great ideas, and use our 'Door Builder' to design your own door.*

**Go to [RogueValleyDoor.com](http://RogueValleyDoor.com) today to see our complete selection of door designs, resources and more.**

## **Online Door Builder**

Build your door online using our 'Door Builder' feature. You can select from hundreds of door patterns, and then customize the door that's right for you. Once you have your door selected, specify the wood species, thickness, width, height, fire rating, glass treatment and more. Also, you can further customize your door with Rogue Premium options. Then simply print your design. Now you're ready to give your design to your Rogue Valley Door dealer for pricing, purchasing and delivery. It's just that easy!



# RoguePDQ – Price, Design, Quote

*Introducing a powerful web-based tool for RVD Distributors and Dealers. RoguePDQ makes pricing, designing, and quoting your RVD door orders easier than ever!*



## RoguePDQ

### Price Design Quote

*Introducing RoguePDQ, a web-based ordering and quoting system for Distributors and Dealers from Rogue Valley Door.*

#### Price

With RoguePDQ, Dealers now have the ability to give a price to customers immediately rather than having to send information using the regular channels to RVD or to your distributor. That means no more waiting for prices.

#### Design

Use the design feature and input your specifications to create a custom door or configure standard door. RoguePDQ will render your design automatically so you don't have to wait or draw the door yourself. Also, you can select specifications to edit your door design, and RoguePDQ will render your changes within the configurator.

#### Quote

You have the ability to create your own quote with RoguePDQ, whether it is for a house package or a single door. Once a quote is created and saved, you can present the quote to your customer or archive for later use. Also, view quote reports to display doors with list price, your cost, customer price, or with no price.


#### Order

When you have your design priced and quoted, simply submit the order online rather than having to send paperwork to RVD or to your distributor. No need to send purchase orders and wait for the orders to be entered into the system. RoguePDQ gives you the freedom and efficiency of placing your orders directly into our system 24/7.

**Sign in to your [RogueValleyDoor.com](http://RogueValleyDoor.com) account and get started now.\***

\*Contact your Rogue Valley Door representative to get your RoguePDQ access today!





Making doors that  
will last a lifetime.

*Rogue Valley Door combines  
the finest materials and  
construction techniques  
to bring you unsurpassed  
durability and lasting beauty.*

Door 4046 (3/6) shown in Knotty  
Alder with custom hardware  
*See page 87*



# What Makes Us Different

*We're America's largest builder of wood doors for a good reason. Here are just some of them.*

## ■ Made in the U.S.A.

Our doors are proudly made in America using only domestically manufactured components.

## ■ Variety of Wood

We offer over 40 wood species to choose from, including doors constructed of multiple woods – finished, stain-ready or primed to paint.

## ■ Variety of Glass

Rogue Valley Door gives you a choice of 23 different glass treatment options, custom etched glass, and our Cielo Series.

## ■ Fire Doors

Available in a variety of species, we make fire doors with 20, 45, 60 and 90 minute fire-resistance ratings.

## ■ Substantial Veneer

While a majority of imported doors use veneers as thin as 1/50 of an inch, Rogue Valley Door uses nothing less than sturdy 1/16-inch veneer on all stiles and rails.

## ■ Pre-Hanging & Machining

We provide pre-hanging and machining of fire doors, shaped doors, radius top doors, commercial doors and more.

## ■ CAD Drawings

A valuable tool for architects, interior designers and homeowners, Rogue Valley Door offers CAD drawings to address all construction issues up front.

## ■ Specialty Millwork

We offer specialty millwork from matching species to complement your custom door, frames, shelves, transoms and more.

## ■ Express Program

When you need a custom door quickly, we can have it ready to ship in 7 days with our Next Week Express, or 14 days with our Economy Express. (Some restrictions may apply.)

## ■ FSC Certified Product

As an option, we can manufacture FSC-certified doors made only of wood harvested from sustainable forests.



Door 5082 ARP,  
Side Lites 5702 ARP,  
Transom 6701, all  
shown in Cherry with  
Seedy Baroque Glass  
*See page 67 and 131*

# Choose Your Perfect Door

*Selecting just the right doors for your home has never been easier.*

*Although the selection of doors in this catalog is extensive, it doesn't begin to illustrate all of the possibilities. That's for you to decide. Whether you're interested in combining different woods, substituting wood panels for glass, need fire-rated doors, or simply want us to make a great door even better, we make the process easy.*

## Using Our Helpful Guide

Throughout our catalog, we've placed icons next to each door to note your available options. When you see a door you like, come back to this guide for easy reference.



### **Rogue Premium Options**

*Make a great door even better with Rogue Premium Options. Our flagship collection of upgrades sets new standards in quality by combining the finest materials and construction techniques to bring you unsurpassed durability and lasting beauty.*



### **Rogue Premium Plus**

*Rogue Premium Plus Doors set new standards in durability and long-lasting beauty. We back our Rogue Premium Plus solid wood options with a limited 5-Year No Overhang Warranty, available in Pine, Fir, or Primed to complement your home design.*



### **All Sizes**

*From grand entryways to small closets, Rogue Valley Door can create a door to fit any application. Combine that with the ability to design custom shapes, and there's no door we can't build.*



### **Fire-Rated**

*Rogue Valley Door provides exterior and interior fire doors with a 20, 45, 60 or 90-minute fire rating. Our fire-rated doors match their counterparts visually, while complying with all code requirements.*



### **All Glasses**

*Bring in the light with our great selection of clear, opaque, etched or textured glass treatments. Any panel from our wood door designs can be replaced with your choice of glass.*



### **All Woods**

*Choose from dozens of species to find the right look and feel for your home. Or, combine complementary or contrasting woods in one door to make a bold and stylish statement.*



Doors 4501 (8/0) shown in  
Knotty Alder  
*See page 83*



# Introducing Rogue Premium Options

*Rogue Valley Door is proud to present a package of options to upgrade any door in our line.*

## Rogue Premium Options

*Rogue Premium Options set new standards in durability and long-lasting beauty. Combining superior materials, state-of-the-art construction and unsurpassed craftsmanship, Rogue Premium Options provide enduring elegance. Designed to stand up to both Father Time and Mother Nature like no other door, we back our Rogue Premium 1/4-inch veneer and solid wood options with a limited 5-year warranty. Select a great door. Then, make it even better with your choice of our Rogue Premium Options.*


### The Rogue Premium Difference

#### Thicker Veneer Option


Many door companies build their doors with paper-thin veneer. At Rogue Valley Door, we use nothing less than 1/16-inch, which provides excellent strength, look and feel. We believe anything less runs the risk of veneer bubbling, core bleedthrough or separation over time. With our Rogue Premium Thicker Veneer Option choose from a substantial 1/4-inch thick veneer or a solid door made from two pieces of laminated lumber. These sturdier options provide superior resistance to inevitable wear and tear. If a compression or scratch occurs, our thicker veneers make for a much easier repair.

#### Stain Grade Option

When you order the Rogue Premium Stain Grade Option, you can rest assured that you're getting the finest cut of veneer possible. The wood for these doors is hand-selected to be flawless and free of all imperfections. If knots are not a



**Our 1/16" Veneer**



**Rogue Premium 1/4" Veneer**



**Rogue Premium Solid Wood**



*Dowel pin inlays give our Rogue Premium doors an aesthetically pleasing authentic look.*

characteristic of the wood, we won't use it. If there are abnormal color variations or streaking in the grain, it won't make the cut. The doors you choose are uniquely yours by design. With our Stain Grade Option, you're ensured that the wood will be as aesthetically pleasing as the door you created.

### **Color Match Option**

When you choose the Rogue Premium Color Match Option, we hand-sort the lumber and veneer to achieve an even and uniform color from one component to the next. This process will ensure that your beautiful new door will have the consistent color that you were looking for. Whether you prefer a lighter or darker shade of wood, we'll provide the perfect match. The Rogue Premium Color Match Option gives you the flexibility to design your perfect door.



### **Face Pin Inlays Option**



Our stile and rail doors are built using classic cope and stick construction. This time-tested design combined with modern construction techniques provides unsurpassed strength and stability. Because we use a 5/8" x 5" fluted dowel to pin critical joints, it is no longer necessary to use mortise and tenon joints with face pins. But our customers have found that our Rogue Premium Face Pin Inlays Option provides an aesthetically pleasing authentic look. Using both round and square face pins, we provide another option that reflects a level of craftsmanship that never goes out of style.

Door 4936 shown in  
Cherry (above)  
*See page 57*

Door 4912 shown  
in White Oak with  
Pasadena Glass (left)  
*See page 57*

# Rogue Premium Plus

*High performance wood doors for tough conditions, featuring a 5-Year No Overhang Guarantee.*

## Rogue Premium Plus

**5**  
YEAR  
NO OVERHANG  
GUARANTEE

### ■ Rogue Premium Options

*Rogue Premium Plus Doors set new standards in durability and long-lasting beauty. We back our Rogue Premium Plus solid wood options with a limited 5-Year No Overhang Warranty.*

#### **Three Species Options With No Overhang Requirements**

Our high performance doors are available in Pine, Fir, or Primed to complement your home design. And because of Rogue Premium Plus durable construction, there are no overhang requirements. Upgrade to a Rogue Premium Plus Door, and you can feel confident your door will look great and hold up under the toughest conditions.



**Available in Pine, Fir and Primed**



*A Solid Wood & Lag Bolt  
Construction Make Premium Plus  
Our Most Durable Door*

*Rogue Premium Plus Doors are assembled with our standard 5/8" x 5" hardwood dowel pins. Then, for added strength and protection to the top and bottom rail joints, we apply additional glue and secure those joints with a 3/8" x 6" steel lag bolt.*



## **Solid Wood**

With our Rogue Premium Plus option you will receive a solid door made from two pieces of laminated lumber. This sturdier option provides superior resistance to inevitable wear and tear. If a compression or a scratch occurs in the door, our solid wood option allows for a much easier repair. Rogue Premium Plus durable construction, there are no overhang requirements.



**Rogue Premium Plus Solid Wood**



## **The Rogue Premium Plus 5-Year No Overhang Guarantee**

We back our Rogue Premium Plus Doors with a limited 5-Year No Overhang Warranty so you can be assured of a lasting value.

Ask your Rogue Valley Door representative today for all the details on our limited 5-Year No Overhang Warranty.

**Note:** Rogue Premium Plus Doors are designed for exterior door applications. Doors with glass designs should be specified Insulated Glass (IG) only.



# Variety of Sizes and Fire-Rated

*With Rogue Valley Door, choosing the perfect door for your home has never been easier.*

## All Sizes

*Entries come in all shapes and sizes. Whether it's the main entrance to your home or a unique closet space, Rogue Valley Door provides an array of door sizes and thicknesses. From dozens of wood species and glass doors in a myriad of treatments, to French doors, fire-rated doors and even louvered doors, we can create them in any size to fit your specifications. We also build custom interior and exterior doors to accommodate any shape. If you're building or remodeling, add character to your home with one-of-a-kind doors fashioned to fit your personal taste.*



Rogue Valley Doors come in all sizes, from up to 2¼" thick, to 8' wide, to 14' tall. Just let us know how we can build the perfect door to fit your needs.



*Rogue Valley Door provides exterior and interior fire doors with a 20, 45, 60 or 90-minute fire rating on our most popular styles, including up to 3/6 x 8/0 single doors or 7/0 x 8/0 double doors.*

## ■ Fire-Rated

*Doors play an important role in limiting the danger and damage from fires. At Rogue Valley Door, we not only take great pride in meticulous craftsmanship and artistry, but also in building doors that provide you with today's most advanced fire safety standards.*

*Our most popular door styles - including up to 3/6 x 8/0 single doors or 7/0 x 8/0 double doors - can be built to comply with all code requirements.*

*By constructing doors with 20, 45, 60 or 90-minute fire ratings and beautiful, substantial veneers, we're proving that safety and style can come together beautifully.*




Door 4033F (20-Minute Rated) shown in Fir  
*See page 89*

# Choose From Glass Options

*Bring light into any room with our imaginative array of glass treatments.*

## All Standard Glass Options

*From tinted to opaque to textured, Rogue Valley Door gives you a choice of 24 stylish glass options for just the right look.*



**White Laminate**

This safety glass is made by sandwiching a white film between clear panes.




**Satin**

Light and privacy combine in this translucent, semi-opaque glass treatment.



**Clear**

A clear pane of glass that provides classic, transparent simplicity.



**Mist Lite\***

A tight criss cross treatment on a clear glass pane that is mostly opaque.



**Grey**

A clear glass treatment with a subtle grey hue that is fully transparent.



**Delta Frost**

A fairly opaque, frosted glass treatment with a unique, random texture.




**Rain**

A vertical treatment resembling raindrops that is fairly opaque.



**Seedy Baroque**

Clear glass with a scattered look, baroque wash and asymmetrical curves.



**Bronze**

A clear, mostly-transparent glass with light bronze undertones.



**Reeded\***

An elegant vertical line treatment that is fairly transparent.



**Bevel**

A clear, tempered glass with a striking beveled edge.




**Evergreen**

A clear glass treatment with subtle green highlights that is mostly transparent.



**Obscure-P516**

A pebbled or "orange peel" treatment that is mostly opaque.



**Glue Chip**

A stylish frosted treatment that is fairly opaque.




**Bamboo\***

A unique pattern with vertical bamboo reeds and leaves. Fairly opaque.



Doors 4501 (8/0) shown  
in Mahogany with Custom  
Decorative Glass  
*See page 83*



#### Double Glue Chip

Glue chipped twice to obtain a denser, more concealing look than standard glue chip.



#### Monumental

A semi-transparent with a distinctive pattern offers privacy and natural light.



#### Solar Bronze

A mirrored exterior effect that provides a clear, bronze-tinted view from inside.




#### Cross Reed\*

A semi-transparent, clear glass with a vertical and horizontal pattern.




#### Sycamore

Leaf impressions offer soft obscurity while allowing an abundance of light to travel throughout the room.



#### Taffeta

Reminiscent of taffeta fabric, this radiant glass offers privacy without obscuring natural light.



#### IG w/Bronze GBG

Insulated glass divided by a bronze internal grid to simulate a door with multiple lights.



#### IG w/White GBG

Insulated glass divided by a white internal grid to simulate a door with multiple lights.



#### Heavy Water

A clear pane with a distorted treatment that gives the illusion of being under water.

For more Glass Options, see our Cielo Collection on page 122.

*\*These glass options are NOT recommended for Multi Light Doors.*

# Choose From Standard Wood Options

*Choose from our line of standard wood species to best suit your style. From the country charm of knotty pine to handsome dark walnut, Rogue Valley Door uses only the finest lumber.*

## All Standard Woods



Alder




Ash




Birch



Cherry



Fir



Hemlock



Hickory



Knotty Alder




Knotty Pine



Mahogany



Maple




Pine\*



Poplar




Red Oak



Walnut



Door 33 shown in Knotty Alder  
with Step Sticking  
*See page 108*



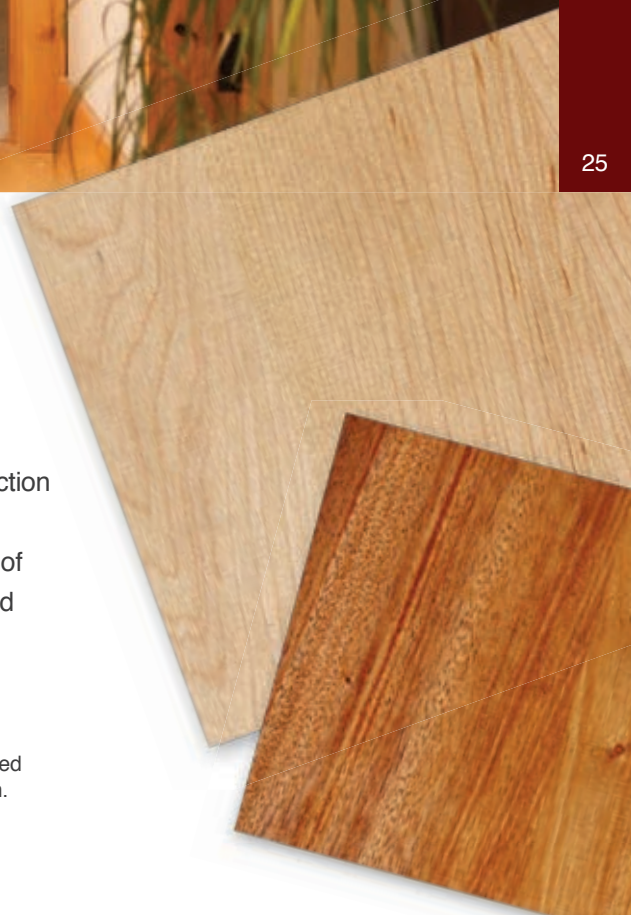
White Oak



Primed

Our standard selection  
of wood species  
provides a palette of  
stunning colors and  
characteristics.

*\*Note on Pine that raised  
panels have mix grain.*



# Choose From Specialized Wood Options

*Create a unique door from one of our 11 specialized wood species. The characteristics of our specialized woods will add a touch of uncommon beauty to your home.*

## All Specialized Woods



Western Red Cedar



Cypress



Jatoba



Quarter Sawn White Oak



Quarter Sawn Red Oak



Redwood



Rift Red Oak



Rift White Oak



Rustic Cherry



Rustic Oak



Rustic Walnut




Choose a Wood

## Exotic Hardwoods

With choices that include exotic hardwoods like Jatoba and special cut Quarter Sawn Oak, we provide more options for an unusually distinctive look.





Door 4362 (3/6 x 7/6), Side Lites  
4702, Transom 6701, all shown  
with Square Sticking in Quarter  
Sawn White Oak with Custom  
Decorative Glass



# Weathered Wood Treatments

*Add a stylish look to your door with weathered distressing and wire brush treatments.*

Custom Door 4082-AD, Custom  
Side Lites 4702, Custom  
Transom 6702, all shown in  
Heavy Distress No Worm Holes  
Knotty Alder with Seedy  
Baroque Glass



Hardwood distressing is a process that changes the texture and appearance of the wood for a dynamic, bold, and pronounced look. This stylish aesthetic treatment is unique, sure to give your door an added touch of detail to your liking.

**Order free hand samples of our distressed treatments before placing your order!**



No Distress  
4082 in Knotty Alder



Light Distress  
4082 in Knotty Alder



Medium Distress  
4082 in Knotty Alder



Heavy Distress  
4082 in Knotty Alder



Medium Distress  
No Worm Holes  
4082 in Knotty Alder



Heavy Distress  
No Worm Holes  
4082 in Knotty Alder



Medium Wirebrush  
4082 in Fir



Heavy Wirebrush  
4082 in Fir







# Custom Designed Doors

Door 4693 3/6 X 8/0, Custom  
Side Lites 4718, Custom Transom  
6701, all shown in Knotty Alder  
with Square Sticking and Seedy  
Baroque Glass



Doors 4501 (8/0) shown  
in Mahogany with Custom  
Decorative Glass  
*See page 83*





# Imagine It and We Can Build It

*Explore the countless possibilities with interior and exterior doors, which can be customized just for you.*

## **We Invite Freedom of Expression**

Your home is a reflection of your lifestyle. From outdoor landscaping to interior design, your imagination is what turns a house into a home. Enhancing it with custom doors makes a bold statement and puts the finishing touches on your creation. Considering Rogue Valley Door offers a multitude of custom styles and shapes using a wide variety of wood species and glass treatments, the possibilities are endless. Whether you're an architect, a builder or a homeowner, we offer not only the finest wood doors available, but also the opportunity for you to design your own. If you can imagine it, we can build it.

## **Open the Door to Your Creativity**

When you partner with Rogue Valley Door, our goal is to excite, inspire and provide you with the creative tools to design doors as unique as you are. From initial sketches, we generate a precise CAD drawing. From there, the design is sent along to our craftsmen. With great pride and attention to detail, we incorporate the materials you choose, build it to your precise specs and have it ready to ship within weeks. To explore the possibilities and see how simple we make the process, visit us at [www.roguevalleydoor.com](http://www.roguevalleydoor.com) and click on Door Builder.



Custom Door 4082-VAD  
(8/0), Side Lites 4702V,  
Transom 6702, all shown  
in Knotty Alder

# Custom Designed Doors

*Our custom doors are handcrafted to your specifications.*



Custom Door 5082-AD ARP  
(3/0 x 9/0) shown in Knotty Alder  
with Heavy Distress  
*See page 67*





Custom Textured Glass

See page 36 for more  
Custom Textured Glass Doors



Custom Multiple Species

See page 38 for more  
Custom Multiple Species Doors



Custom Glass Panel

See page 40 for more  
Custom Glass Panel Doors



Custom Carved

See page 42 for more  
Custom Carved Doors



Custom Etched Glass

See page 44 for more  
Custom Etched Glass Doors



Custom Shaped

See page 46 for more  
Custom Shaped Doors

# Custom Textured Glass Doors

*Customize your door with specialty textured glass treatments.*





Door 4044 2 LT, Side Lites 4702,  
both shown in Knotty Alder with  
Seedy Baroque Glass  
*See pages 87 and 130*



Door 30G-A shown in Fir  
with Reeded Glass





4132 (IG)   
2132 (SG)  
White Oak with Rain Glass




4010G (IG)   
88G (SG)  
Pine with Delta Frost Glass




4563 (IG)   
1563 (SG)  
White Oak with Reeded Glass



4030G (IG)   
30G (SG)  
Cherry with Bamboo Glass




4501 CAD (IG)   
1501 CAD (SG)  
Fir with Bamboo Glass



1501 (SG)   
Pine with Safety Back Mirror



4533 (IG)   
1533 (SG)  
Mahogany with Reeded Glass

# Custom Multiple Species Doors

*Mix and match your favorite species to create the look that fits your home.*




Custom Multiple Species Door  
5082-A PRP shown with Knotty  
Walnut Stiles & Rails and Knotty  
Alder Panels  
*See page 96*







4030  
30  
Pine and Mahogany shown with Square Sticking



4030  
30  
Walnut and Pine shown with Square Sticking




4030  
30  
Cherry and Maple shown with Square Sticking



4030  
30  
Alder and Birch shown with Square Sticking



4030  
30  
Maple and Mahogany shown with Square Sticking




4030  
30  
Mahogany and Maple shown with Square Sticking



4030  
30  
Red Oak (side shown) and Walnut shown with Square Sticking



Red Oak and Walnut




4030  
30  
Walnut (side shown) and Red Oak shown with Square Sticking




4030  
30  
Ash and Cedar shown with Square Sticking



4030  
30  
Hickory and Rustic Walnut shown with Square Sticking



4030  
30  
Jatoba and Hemlock shown with Square Sticking



4030  
30  
Knotty Alder and Knotty Pine shown with Square Sticking

**Custom Designed Doors**

# Custom Glass Panel Doors

*Invite natural light into your home with our custom glass designs.*

Door 4044 2 LT (8/0), Side Lites  
4702, Transom 6701, all shown  
in Knotty Alder with Seedy  
Baroque Glass  
*See pages 87, 130 and 131*





7583  
Red Oak



7583G (IG)  
Red Oak



7583 Custom (IG)  
Red Oak with Custom Design



7583 Custom (IG)  
Red Oak with Custom Design



4502L (IG)  
1502L (SG)  
Fir



4082L  
82L  
Fir

Custom Door 4093  
(8/0, top two panels replaced  
w/ glass) shown in Walnut  
*See page 89*



Virtually any wood panel can be replaced with glass.

With our extraordinary selection of glass choices including opaque, textured and etched glass, you have endless possibilities to create custom doors to fit your motif in any room or entryway.

# Custom Carved Doors

*For business or home, enhance your doors with carved words, logos or graphics.*



Custom Carved Door 5082-A  
ARP shown in Knotty Alder with  
Maple Custom Carving  
*See page 97*





4092-A  
92-A  
Primed with Custom Carving



4020-1 PANEL  
20  
Primed with Custom Carving



4092-A  
92-A  
Primed with Custom Carving



4020-1 PANEL  
20  
Primed with Custom Carving



4082-A  
82-A  
Walnut and Maple with Custom Carving



4082-A  
82-A  
Walnut and Maple with Custom Carving



4082  
82  
Cherry and Maple with Custom Carving



4082  
82  
Cherry and Maple with Custom Carving

Custom Carved Door 93  
shown in Primed  
See page 119



# Custom Etched Glass Doors

*Etch your custom door with words,  
logos or graphics of your choice.*



Custom Etched Glass Door  
5182-A PRP shown in  
Knotty Pine





144  
Red Oak with Custom Etching



144  
Red Oak with Custom Etching



1591 Laundry (SG)  
Pine with Laundry Glass



1501 (SG)  
Fir with Custom Etching



1592 Office (SG)  
Pine with Office Glass



1501 (SG)  
Knotty Alder with Custom Etching

Custom Etched Glass Door 182  
shown in Knotty Alder  
See pages 76



## Add your personal touch to any door.

With our custom etched glass, bring contemporary flair to your space. We can etch glass with your artistic designs, graphics or logos for a door tailored for your home or office.

Please contact your Rogue Valley Door dealer, or visit us at [www.roguevalleydoor.com](http://www.roguevalleydoor.com) for specifications.

*For illustrative purposes, all etched glass was photographed against a black background to show detail.*

# Custom Shaped Doors

*Custom shaped interior and exterior doors will add character to your home.*







4623-RD  
Red Oak with Catalina Glass  
available in Brass Caming



4963-AD  
Alder with Poppies Glass  
available in Patina Caming



4044 CLIP DOOR  
44 CLIP DOOR  
Fir



4082-RD  
82-RD  
Fir



412-VAD (IG)  
512-VAD (SG)  
Knotty Pine



5030-AD ARP  
Knotty Alder

Custom Shaped Clip  
Door 33 shown in  
Knotty Alder with Step  
Square Sticking  
*See page 106*



## Old World Craftsmanship

Combining beautiful wood, arched panels, and Old World craftsmanship, the Romantic era is readily available thanks to Rogue Valley Door's custom shaped door options. This collection of interior and exterior doors is earthy, rustic, and natural, having been crafted from the finest mahogany, knotty alder, hickory, and more

Whether it's an odd-shaped closet space or an unconventional entrance to a room, sometimes you need customization. That's where Rogue Valley Door comes in. Contact your RVD dealer to see how easy designing custom-shaped doors can be.



# Entry Doors



Custom Door 4082-ED (3/6 x 8/0), Custom Side Lites 4702, Custom Transom 6702, all shown in Knotty Alder with Seedy Baroque Glass







Door 4093, Side Lites 4705,  
Transom 6705, all shown in  
Knotty Alder with Bevel Glass  
*See pages 89, 130 and 131*





# Entry Doors

*Make a Great First Impression*



## **Nothing is as welcoming as an entrance built by Rogue Valley Door.**

From meticulously crafted decorative doors with sidelights and custom glass to classic traditional entrances, Rogue Valley Door offers a great variety of ways to say, “Welcome to our home.” Some of the choices include rustic entry doors; inviting panel doors; expressive plank and speakeasy doors; and French doors with flair. Rogue Valley Door entrances set the tone for your home and make lasting impressions. Built to last a lifetime, our finely crafted entry doors will stand up to the seasons and stand proudly and welcoming for generations to come.

Door 4082, Side Lites  
4661, all shown in  
Knotty Alder with  
Heavy Distress, and  
Speakeasy Door  
and Custom Grill  
*See pages 87 and 130*

# Decorative Doors

*Choose from our collection of beautifully crafted decorative doors with side lites.*



Door 4060, Side Lites 4750,  
both shown in Knotty Alder  
with Catalina Glass and  
Patina Caming  
*See page 53*

**Create your own  
unique decorative  
door design with  
interchangeable  
glass and caming  
options.**

Olympia Glass design shown  
here in Patina (black), Zinc  
(silver) and Brass (gold) Caming.

Patina  
(Black)



Zinc  
(Silver)



Brass  
(Gold)







4060  
4750 SIDE LITES  
Red Oak with Catalina Glass available  
in Brass, Patina or Zinc Caming




4060  
4750 SIDE LITES  
Fir with Newport Glass available in  
Brass or Patina Caming



4070  
4750 SIDE LITES  
Birch with Willow Glass available in  
Patina Caming



7070  
7750 SIDE LITES  
Cherry with Willow Glass available  
in Patina Caming



4070  
Red Oak with Willow Glass  
available in Patina Caming



7070  
Cherry with Clear Bevel



7070  
7750 SIDE LITES  
Red Oak with Newport Glass available  
in Brass or Patina Caming

## Entry Doors

# Decorative Doors

*Let us help you make a grand entrance.*



4414



Red Oak with Catalina Glass available in Brass or Patina Caming



4414



Red Oak with Willow Glass available in Patina Caming

Doors 4414 (8/0) shown  
in Fir with Willow Glass  
and Patina Caming  
*See page 54*



7050



7750 SIDE LITES (Not shown)  
Red Oak with Catalina Glass  
available in Brass Caming



4050



4750 SIDE LITES  
Mahogany with Catalina Glass  
available in Brass Caming





4080  
4780 SIDE LITES  
Poplar with Newport Glass available  
in Brass, Patina, or Zinc Caming



4080  
4780 SIDE LITES  
Red Oak with Olympia Glass  
available in Brass or Zinc Caming



7077  
7777 SIDE LITES  
Maple with Olympia Glass available  
in Brass or Zinc Caming



7077  
7777 SIDE LITES  
Maple with Newport Glass available  
in Brass, Patina or Zinc Caming



7078  
Red Oak

**Create your own unique decorative door design with interchangeable glass and caming options.**

Patina  
(Black)

Zinc  
(Silver)

Brass  
(Gold)



## Entry Doors

# Decorative Doors

*From stately elegance to artistic expression, we have your entryway.*



Door 4544 shown in  
Primed with Tiara Glass  
and Patina Caming  
*See page 57*




4953



4751 SIDE LITES

Poplar with Tuscany Glass available  
in Patina or Zinc Caming




4953-A



4751 SIDE LITES

Walnut with Palazzo Glass available  
in Zinc Caming



4623



Walnut with Olympia Glass  
available in Brass Caming



4623




Red Oak with Catalina Glass  
available in Brass Caming



4047



Fir with Prairie Glass available  
in Patina or Zinc Caming



4101



Pine with Prairie Glass available  
in Patina or Zinc Caming





4546  
4746 SIDE LITES  
Cherry with Catalina Glass available  
in Brass Caming



4546  
4746 SIDE LITES  
Cherry with Floral Glass available  
in Zinc Caming



4544  
4744 SIDE LITES  
Mahogany with Tiara Glass available  
in Patina Caming



4932  
4902 SIDE LITES  
Fir with Prairie Glass available in  
Patina or Zinc Caming



7071  
7771 SIDE LITES  
Mahogany with Olympia Glass  
available in Brass, Patina or Zinc Caming



7072  
Fir

## Rogue Premium Plus

**High Performance  
Wood Doors For Tough  
Conditions, Featuring  
A 5-Year No Overhang  
Guarantee!**

Rogue Premium  
Plus is available  
on doors with dark  
gray squares (■).  
Learn more on  
page 18.




## Entry Doors

# Decorative Doors

*More than just attractive, our doors are built to last a lifetime.*




Door 4962-A shown in  
Knotty Alder with  
Traditions Glass and  
Patina Caming  
*See page 59*




4961-V  
4961-V SIDE LITES  
Maple with Popples Glass  
available in Patina Caming



4620  
Cherry with Victorian Glass  
available in Brass Caming



4961-VA  
Knotty Alder with Traditions Glass  
available in Patina Caming



4520  
Fir with Malibu Glass  
available in Patina Caming



4620  
Cherry with Monticello Glass  
available in Brass Caming



4120  
Fir with Tuscany Glass  
available in Patina or Zinc Caming



4520  
Fir with Newport Glass available in  
Brass, Patina, or Zinc Caming





4962  
4962 SIDE LITES  
Fir with Poppies Glass available in  
Patina Caming, shown in Flat Panel




4962-A  
4962 SIDE LITES  
Knotty Alder with Traditions Glass  
available in Patina Caming



4462  
4462 SIDE LITES  
Fir with Prairie Glass available in Patina  
or Zinc Caming, shown in Flat Panel



4362  
4962 SIDE LITES  
Fir with Traditions Glass available in  
Patina Caming, shown in Flat Panel



4962  
Fir with Pasadena Glass available  
in Patina or Zinc Caming, shown  
in Flat Panel



4962-A  
Fir with Traditions Glass available in  
Patina Caming, shown in Flat Panel  
with Small Block Dentil Shelf



4963  
Cherry with Traditions Glass  
available in Patina Caming



4963-A  
Alder with Poppies Glass  
available in Patina Caming

## Entry Doors

# Decorative Doors

*Wood and glass come together exquisitely for an impressive welcome.*



Door 4912, Side Lite  
4901-C, all shown in  
White Oak with  
Traditions Glass  
See page 61



4962



4962 SIDE LITES

Fir with Traditions Glass available in  
Patina Caming, shown in Flat Panel



4962-A



4962 SIDE LITES

Fir with Traditions Glass available in  
Patina Caming, shown in Flat Panel



4933



4901 SIDE LITES

Mahogany with Traditions Glass  
available in Patina Caming Panel



4933



4901 SIDE LITES

Mahogany with Pasadena Glass  
available in Patina or Zinc Caming





4912  
4901-C SIDE LITES  
White Oak with Traditions Glass  
available in Patina Caming



4912  
4901-C SIDE LITES  
White Oak with Pasadena Glass  
available in Patina or Zinc Caming




4936  
4901 SIDE LITES  
Cherry with Traditions Glass  
available in Patina Caming



4936  
4901 SIDE LITES  
Cherry with Pasadena Glass available  
in Patina or Zinc Caming



4917  
4901 SIDE LITES  
Fir with Traditions Glass  
available in Patina Caming



4917  
4901 SIDE LITES  
Fir with Pasadena Glass  
available in Patina or Zinc Caming

# Urban Door Collection

*City style and modern lines come together  
with timeless quality and wood craftsmanship.*




4077-G Shown in Fir with  
Square Sticking and Satin Glass  
See page 63



4026  
Fir with Square Sticking



4026-G  
Fir with Square Sticking



4026-AS  
Fir with Square Sticking



4026-ASG  
Fir with Square Sticking





4077  
Fir with Square Sticking



4077-G  
Fir with Square Sticking



7100  
Fir with Square Sticking



7300  
Fir with Square Sticking



7300-S  
Fir with Square Sticking



4028  
Fir with Square Sticking



4028-G  
Fir with Square Sticking



4028-AS  
Fir with Square Sticking

4654 Shown in Fir with  
Reeded Glass  
See page 64



No warranty against warp on 7100, 7300, & 7300-S.

# Urban Door Collection

*A unique selection of beautiful wood doors with clean geometric designs for city living.*



4042-G Shown in Fir with  
Square Sticking and Satin Glass  
See page 65



4028-ASG  
Fir with Square Sticking



4654  
Fir with Square Sticking



4021  
Fir with Square Sticking



4021-G  
Fir with Square Sticking





7026  
Fir



7126  
Fir



4022  
Fir with Square Sticking



4022-G  
Fir with Square Sticking



4042  
Fir with Square Sticking



4042-G  
Fir with Square Sticking



4910  
Fir with Square Sticking



4400  
Fir with Square Sticking



4400-G  
Fir with Square Sticking



4032  
Fir with Square Sticking



4032-G  
Fir with Square Sticking



4910-G  
Fir with Square Sticking

No warranty against warp on 7026 & 7126.

# Rustic Doors

*Classic Pacific Coast Alder brings a subtle sophistication and unique style.*

Custom Door 5082-AD ARP  
(3/0 x 9/0) shown in Knotty Alder  
with Heavy Distress  
See page 67




5001 (IG)   
5001-SG (SG)  
Knotty Alder




5010 (IG)   
5010-SG (SG)  
Knotty Alder




5506 ARP (Low-E IG)   
Knotty Alder




5508 ARP (Low-E IG)   
Knotty Alder







5661 ARP (Low-E IG)   
Knotty Alder



5661-A ARP (Low-E IG)   
Knotty Alder





5020 ARP   
Knotty Alder




5020-A ARP   
Knotty Alder



5030 ARP   
Knotty Alder



5030-A ARP   
Knotty Alder



5082 ARP   
Knotty Alder



5082-A ARP   
Knotty Alder

For a dramatic interior touch,  
consider inside doors that replicate  
the design of your entryway.

Door 5082-A ARP (3/6 X 8/0)  
shown in Knotty Alder  
*See page 67*



## Entry Doors


# Rustic Doors


*From cozy cabins to neighborhood residences, our rustic doors say, "Welcome home."*




Door 5082-A PRP  
shown in Knotty Alder  
*See page 69*




5506 PRP(Low-E IG)   
Knotty Alder



5508 PRP(Low-E IG)   
Knotty Alder




5661 PRP(Low-E IG)   
Knotty Alder




5661-A PRP(Low-E IG)   
Knotty Alder





5020 PRP   
Knotty Alder



5020-A PRP   
Knotty Alder



5030 PRP   
Knotty Alder



5030-A PRP   
Knotty Alder



Interior doors can be made to match the style of any entry door you choose.

Custom Door 5506 PRP (One Lite)  
shown in Knotty Alder with  
Seedy Baroque Glass



5082 PRP  
Knotty Alder



5082-A PRP  
Knotty Alder



PLANK RAISED PANEL



ASPEN RAISED PANEL

# Plank & Speakeasy Doors


*A nice entrance touch is available in any of our beautiful wood species.*




Door 4082-VAD (8/0) shown in  
Knotty Alder with True V-Groove  
and Speakeasy Door and  
Custom Grill  
*See page 72*



Custom 7026 Plank Door  
(3/6 x 8/0), Custom Side Lites  
(by other), both shown in  
Knotty Alder with Distressing  
*See page 65*



7004  
Fir



7007  
Mahogany




7008  
Fir with Pyramid Clavos



7006-A  
Knotty Alder with Dome Clavos



7005-A  
Knotty Alder with Speakeasy  
and Grill



4082-A  
Knotty Alder with Speakeasy  
and Grill



*Rogue Valley Door now offers dome and pyramid clavos, available in either black or iron finish. Clavos can be purchased with adhesive or nail backs.*



GRILL



HINGES/LATCH



DOME



PYRAMID

*No warranty against warp on plank doors.*

# Grooved Panel Doors

*Choose ornate beaded panel or true v-groove panel doors for a special look.*




Door 4093-V (3/6 X 8/0), Side Lites 4701, Transom 6701, all shown in Walnut




4020-V  
20-V  
Fir




4020-VA  
20-VA  
Fir



4082-V  
82-V  
Hemlock



4082-VA  
82-VA  
Alder





4030-V  
30-V  
Maple




4030-VA  
30-VA  
Fir








4661-V (Low-E IG)   
4661-V (Low-E IG) SIDE LITES  
Fir with Large Block Dentil Shelf





4661-VA (Low-E IG)   
4661-V (Low-E IG) SIDE LITES  
Fir




4631-V (Low-E IG)   
4631-V (Low-E IG) SIDE LITES  
Fir with Small Block Dentil Shelf




4631-VA (Low-E IG)   
4631-V (Low-E IG) SIDE LITES  
Fir with Small Block Dentil Shelf




4982-V (Low-E IG)   
4703-V (Low-E IG) SIDE LITES  
Fir




4982-VA (Low-E IG)   
4703-V (Low-E IG) SIDE LITES  
Fir



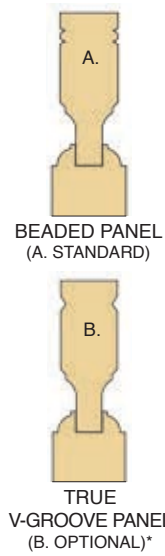
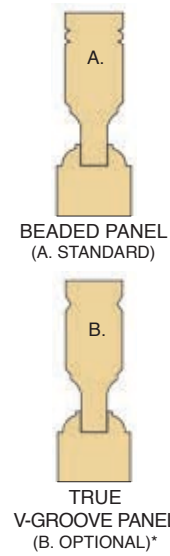
412-V (Low-E IG)   
4704-V (Low-E IG) SIDE LITES  
Fir



412-VA (Low-E IG)   
4704-V (Low-E IG) SIDE LITES  
Fir



4664-V (Low-E IG)   
Red Oak shown in Square Sticking,  
No Warranty on Grooved Flat Panel



\*When ordering,  
please specify  
"True V-Groove"


# Traditional Doors

*Create a magnificent first impression  
with these classic door designs.*



Door 4642 Small Block Dentil  
Shelf, Side Lites 4662, both  
shown with Flat Panel in Fir  
*See pages 75 and 130*





4612 (IG)      
Fir shown in Flat Panel




4108 (IG)      
Fir shown in Flat Panel




4633 (Low-E IG)      
Knotty Alder



4663 (Low-E IG)      
Knotty Alder



4631 (Low-E IG)      
Fir shown in Flat Panel with  
Small Block Dentil Shelf



4632 (Low-E IG)      
Fir shown in Flat Panel



4632-A (Low-E IG)      
Fir shown in Square Sticking




4642 (Low-E IG)      
Knotty Alder



4661-A (Low-E IG)      
Fir shown in Flat Panel with  
Large Block Dentil Shelf



4662 (Low-E IG)      
Knotty Alder shown in  
Square Sticking



4662-A (Low-E IG)      
Fir shown in Square Sticking



4697 (Low-E IG)      
Alder shown in Flat Panel

## Entry Doors

# Traditional Doors

*Traditional design meets uncompromising craftsmanship.*





Door 4667 with Large Block Dentil Shelf shown in Knotty Alder with Square Sticking  
See page 76



4056 (Low-E IG)   
Fir



4667 (Low-E IG)   
Cherry




4182 (IG)   
182 (SG)  
Pine



4382 (IG)   
382 (SG)  
Fir



4482 (IG)   
482 (SG)  
Poplar



4682 (IG)   
682 (SG)  
Poplar



4982 (IG)   
982 (SG)  
Pine



4117 (IG)   
117 (SG)  
Fir



Door 4182 shown  
in Knotty Alder  
See page 76



4118 (IG)  
118 (SG)  
White Oak



4318 (IG)  
318 (SG)  
White Oak




4418 (IG)  
418 (SG)  
White Oak



4618 (IG)  
618 (SG)  
White Oak



4918 (IG)  
918 (SG)  
White Oak



4144 (IG)  
144 (SG)  
Pine



4344 (IG)  
344 (SG)  
Mahogany



4444 (IG)  
444 (SG)  
Fir

## Entry Doors

# Traditional Doors


*Alluring and enduring, our entry doors are built to stand up to the elements.*



Door 4944 shown  
in Pine  
See page 78



4644 (IG)  
644 (SG)  
Fir



4944 (IG)  
944 (SG)  
Mahogany



4831 (IG)  
831 (SG)  
Pine



4832 (IG)  
832 (SG)  
Pine



4841 (IG)  
841 (SG)  
Pine



4842 (IG)  
842 (SG)  
Pine



4843 (IG)  
843 (SG)  
Pine



4853 (IG)  
853 (SG)  
Pine



Door 4832  
shown in Primed  
See page 78



4863 (IG)  
863 (SG)  
Pine



4872 (IG)  
872 (SG)  
Pine



4943 (IG)  
2943 (SG)  
Hickory



4571 (IG)  
Pine



4570 (IG)  
2570 (SG)  
Pine



4031 (IG)  
2031 (SG)  
Pine



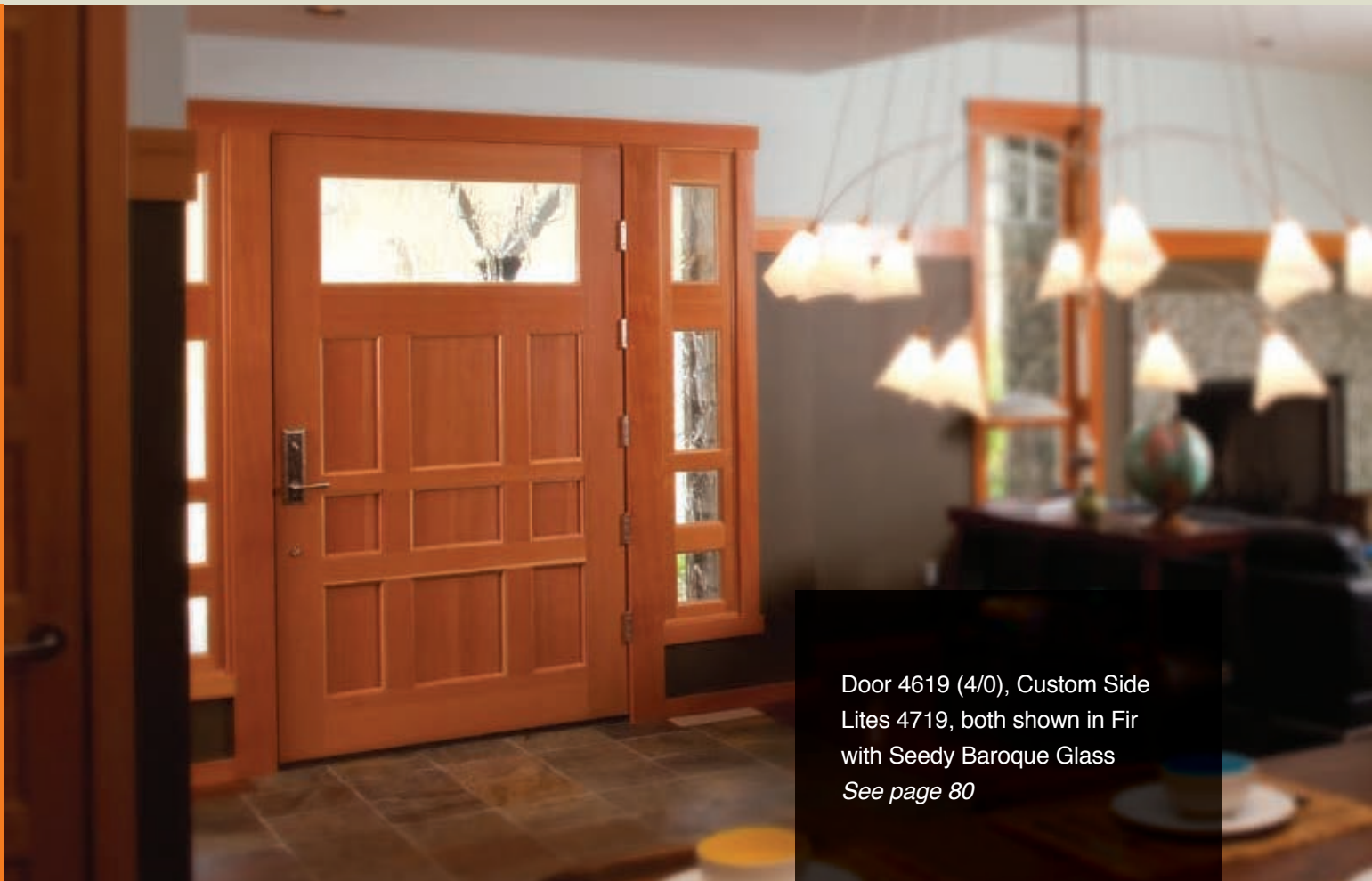
4035 (IG)  
2035 (SG)  
Pine




2039 (SG)  
Fir

# Traditional Doors

*Traditional door styles may be your best choice when it comes to lasting style and appeal.*



Door 4619 (4/0), Custom Side Lites 4719, both shown in Fir with Seedy Baroque Glass  
See page 80



4020 (IG)  
2020 (SG)  
Pine



4132 (IG)  
2132 (SG)  
White Oak




4134 (IG)  
2134 (SG)  
Pine



4619 (IG)  
Fir








2005 (SG)  
Fir




2045 (SG)  
Fir (Wicket only available in Fir)



4614 (IG)  
2614 (SG)  
Pine



4910 (IG)  
Pine



Door 4910 shown in  
Mahogany with  
Heavy Water Glass  
*See page 81*

## Rogue Premium Plus

**High Performance  
Wood Doors For Tough  
Conditions, Featuring  
A 5-Year No Overhang  
Guarantee!**

Rogue Premium Plus is available on doors with dark gray squares (■). Learn more on page 18.





# French Doors

*Our French Doors are available in a number of styles to fit your home décor. Just pair the wood and glass treatment of your choice.*




Door 401 shown in Primed  
See page 83






4501 (IG)  
1501 (SG)  
Fir



4503 (IG)  
1503 (SG)  
Fir



4505 (IG)  
1505 (SG)  
Fir



4508 (IG)  
1508 (SG)  
Maple



4509 (IG)  
1509 (SG)  
Ash



4510 (IG)  
1510 (SG)  
Pine



4515 (IG)  
1515 (SG)  
Birch



401 (IG)  
501 (SG)  
Walnut



410 (IG)  
510 (SG)  
Pine



412 (IG)  
512 (SG)  
Walnut



4597 (IG)  
1597 (SG)  
Fir



4598 (BEVEL IG)  
1598 (BEVEL SG)  
Fir

## Entry Doors

# French Doors

*Graceful, stunning and strong, our French door collection is available in a number of styles.*




Door 4583 shown in Mahogany with Bevel Glass  
See page 85



4531 (IG) 1531 (SG)  
White Oak



4532 (IG) 1532 (SG)  
White Oak



4541 (IG) 1541 (SG)  
White Oak



4542 (IG) 1542 (SG)  
White Oak



4543 (IG) 1543 (SG)  
Alder shown with Square Sticking



4553 (IG) 1553 (SG)  
White Oak





4563 (IG) ■ ■ ■ ■ ■  
1563 (SG)  
White Oak



4572 (IG) ■ ■ ■ ■ ■  
1572 (SG)  
White Oak



4581 (IG) ■ ■ ■ ■ ■  
Fir



4583 (IG) ■ ■ ■ ■ ■  
1583 (SG)  
White Oak




4502 (IG) ■ ■ ■ ■ ■  
1502 (SG)  
Fir



4030-G (IG) ■ ■ ■ ■ ■  
30-G (SG)  
Fir



4044-G (IG) ■ ■ ■ ■ ■  
44-G (SG)  
Pine



4055-G (IG) ■ ■ ■ ■ ■  
55-G (SG)  
Fir



4130-G (IG) ■ ■ ■ ■ ■  
66-G (SG)  
Fir



4010-G (IG) ■ ■ ■ ■ ■  
88-G (SG)  
White Oak



4533 (IG) ■ ■ ■ ■ ■  
1533 (SG)  
Mahogany

## Rogue Premium Plus

**High Performance  
Wood Doors For Tough  
Conditions, Featuring  
A 5-Year No Overhang  
Guarantee!**

Rogue Premium Plus is available on doors with dark gray squares (■). Learn more on page 18.



# Panel Doors

*Crafted in a variety of styles, panel doors are a perfect choice.*


Door 4082 (3/6 x 8/0), Side Lites 4702, Transom 6701 (with GBG), all shown in Fir with Square Sticking  
*See pages 87, 130 and 131*







4020 1P  
Fir shown in Square Sticking



4082  
Fir shown in Square Sticking



4083  
Fir




4003  
Fir




4082-A  
Knotty Alder



4030  
Fir shown in Flat Panel




4009  
Fir



4046  
Knotty Alder



4044  
Mahogany



4055  
Fir



4130  
Red Oak



4010  
Pine

## Entry Doors

# Panel Doors

*Crafted in a variety of wood species and architectural styles, our panel doors are a perfect choice.*



4002

Maple



4060-C

Fir




4086

Walnut




4045

Pine




4067

Pine



4064

Pine



4582

Fir shown in Square Sticking



4085

Fir shown in Flat Panel







4033  
Birch shown with Flat Panel



4040  
Alder




4091  
Fir



4092  
Mahogany




4093  
Maple



4094  
Birch



4095  
Alder



4096  
Hickory

Door 4093, Side Lite 4705,  
Transom 6705, all shown in  
Walnut with Bevel Glass  
*See pages 89, 130 and 131*




# Interior Doors







Door 93 shown in Knotty Alder  
*See page 109*



Door 5082 ARP shown in  
Knotty Alder  
*See page 97*




# Interior Doors

## *From Practical Value to Elegant Entryways*

### **Complement your interior design with the beauty, form and function of Rogue Valley Door interior doors.**

Interior doors are a big part of your interior design. A room's color, furnishings and décor can be greatly enhanced with the right door. Doors can make bold statements or subtle expressions. They provide a first impression and a finishing touch. Whether you're remodeling, building or reinventing the look of your home, Rogue Valley Door invites you to peruse our collection, let your imagination go and consider the possibilities.


From the practical value and comfort of our Sustainable Designed Fiberboard (SDF) doors to rustic, grooved-panel or traditional designs, Rogue Valley Door offers a great variety of options for many applications. Imagine a French door entry to the den, an elegant carved door to the master suite or even a whimsical chalkboard door to your child's bedroom. Enhance the look of your home with well crafted, quality interior doors.




Door 82 (8/0) shown  
in Knotty Alder  
*See page 106*

# Urban Door Collection

*Our new Urban Door Collection will give your home a sense of metro chic.*




26  
Fir with Square Sticking



26-G  
Fir with Square Sticking




Door 22-G with Reeded Glass, shown in fir with square sticking  
See page 95



26-AS  
Fir with Square Sticking



26-ASG  
Fir with Square Sticking



77  
Fir with Square Sticking



77-G  
Fir with Square Sticking






28  
Fir with Square Sticking



28-G  
Fir with Square Sticking



28-AS  
Fir with Square Sticking



28-ASG  
Fir with Square Sticking



21  
Fir with Square Sticking



21-G  
Fir with Square Sticking



22  
Fir with Square Sticking



22-G  
Fir with Square Sticking




42  
Fir with Square Sticking



42-G  
Fir with Square Sticking



32  
Fir with Square Sticking



32-G  
Fir with Square Sticking

# Rustic Doors

*Rich with character and traditional appeal, our rustic doors combine simple design with dramatic appeal.*




Doors 5082-A ARP  
shown in Knotty Alder  
See page 97




5001-SG (SG)   
Knotty Alder



5010-SG (SG)   
Knotty Alder




5020 PRP   
Knotty Alder



5020-A PRP   
Knotty Alder



5082 PRP   
Knotty Alder



5082-A PRP   
Knotty Alder



Door 5001 shown in  
Knotty Alder with Seedy  
Baroque Glass  
*See page 96*




5030 PRP  
Knotty Alder



5030-A PRP  
Knotty Alder



5020 ARP  
Knotty Alder




5020-A ARP  
Knotty Alder




5082 ARP  
Knotty Alder



5082-A ARP  
Knotty Alder



5030 ARP  
Knotty Alder



5030-A ARP  
Knotty Alder

# Grooved Panel Doors

*Take a classic design, add your personal touch with your choice of wood, and you have eye-catching interior doors.*




Door 82-V shown in Red Oak  
See page 99





20-V  
Fir



20-VA  
Fir

BEADED PANEL  
(A. STANDARD)

TRUE V-GROOVE PANEL  
(B. OPTIONAL)

*When ordering,  
please specify "True V-Groove"*



(A. STANDARD)




(B. OPTIONAL)


Door 82-V, Transom  
3701 with Rain Glass,  
both shown in Red Oak  
*See pages 99 and 131*



82-V  
Hemlock



82-VA  
Alder



30-V  
Maple



30-VA  
Fir

# French Doors

*Whether they lead into a den, bedroom or home office, interior French doors bring elegance to any room.*



1501 (SG)   
Fir



1503 (SG)   
Fir



1505 (SG)   
Fir



1508 (SG)   
Maple





1509 (SG)  
Ash



1510 (SG)  
Pine




1515 (SG)  
Birch



1531 (SG)  
White Oak



1532 (SG)  
White Oak



1541 (SG)  
White Oak



1542 (SG)  
White Oak



1543 (SG)  
Alder shown in Square Sticking



1553 (SG)  
White Oak



1563 (SG)  
White Oak



1572 (SG)  
White Oak



1583 (SG)  
White Oak

# French Doors

*Between our many wood species, glass options and design styles, creating French doors with your flair is easy.*



Doors 1510 shown in  
Knotty Alder  
See page 101



501 (SG)  
Walnut



510 (SG)  
Fir



512 (SG)  
Walnut



1597 (SG)  
Fir



1598 (Bevel SG)  
Fir



1502 (SG)  
Fir



1533 (SG)  
Mahogany



30G (SG)  
Fir



Door 55G shown in Fir  
with Mist Lite Glass  
*See page 103*




44G (SG)  
Pine



55G (SG)  
Fir



66G (SG)  
Fir



88G (SG)  
White Oak



Interior Doors

103



1517-R (SG)  
Fir



1517-RD (SG)  
Fir



1501-R (SG)  
Fir



1501-RD (SG)  
Fir

## Interior Doors

# French Doors

*Our French interior doors accentuate any room with their natural, beautiful wood construction and glass finishes.*




Door 1503 shown in Fir  
See page 100



Door 1590 Pantry  
shown in Knotty Alder  
*See page 105*



501 8/0 Pantry (SG) ■ ■ ■  
Primed or SDF



Interior Doors

105



1590 Pantry (SG) ■ ■ ■  
Cherry



1591 Laundry (SG) ■ ■ ■ ■  
Pine




1592 Office (SG) ■ ■ ■ ■  
Pine



1501 (SG) ■ ■ ■ ■  
Pine with Safety Back Mirror

# Panel Doors


*Choose from raised or flat panel doors for a traditional look that never goes out of style.*




30  
Fir shown in Square Sticking




33  
Fir



Door 33 shown in Birch with  
Square Sticking  
See page 106



20  
Fir shown in Square Sticking



82  
Fir shown in Square Sticking



82-A  
Knotty Alder



55  
Fir

Door designs on these pages are all available with a fire rating as different pattern numbers. Please refer to the Entry Door section for proper pattern numbers.



Door 82 shown in Knotty Alder  
See page 106



44  
Mahogany



2003  
Mahogany



66  
Fir




88  
Pine



Interior Doors

107



2002  
Maple



2060  
Fir



86  
Walnut




45  
Pine

# Panel Doors

*Combine the rich characteristics of our wood options with classic panel door design.*




67  
Pine




64  
Pine



2582  
Fir shown in Square Sticking



85  
Fir shown in Flat Panel



33  
Birch shown in Flat Panel



40  
Alder



91  
Fir




92  
Mahogany


Door designs on these pages are all available with a fire rating as different pattern numbers. Please refer to the Entry Door section for proper pattern numbers.



Doors 20 shown with  
Flat Panel, and Doors 82,  
all shown in Fir  
*See page 106*



83  
Fir



2009  
Fir



93  
Maple



94  
Birch



95  
Alder



96  
Hickory

# Closet Doors

*Closet doors don't need to be ordinary. Select from panel, lowered and many more.*



10 BF  
Fir



20 BF  
Fir with Square Sticking



30 BF  
Fir with Square Sticking



33 BF  
Fir with Square Sticking




40 BF  
Fir with Square Sticking



44 BF  
Pine



45 BF  
Pine



54 BF  
Fir



Our Lower Closet Doors are available in either vented or false lower designs. Lower doors can be made with our standard 1-1/4" louvers, or our 2" plantation louvers.

Door 82-A BF shown in  
Knotty Alder/Fir  
See page 111



55 BF  
Fir with Square Sticking



64 BF  
Pine



66 BF  
Pine



67 BF  
Pine



82 BF  
Fir with Square Sticking



82-A BF  
Hemlock



83 BF  
Pine



85 BF  
Pine

# Closet Doors

*Rogue Valley Door closet door designs add the finishing touch to your home.*



86 BF  
Walnut



88 BF  
Pine



91 BF  
Pine




92 BF  
Fir shown with Square Sticking



93 BF  
Mahogany



94 BF  
Alder



95 BF  
Mahogany




96 BF  
Alder





1705 BF  
Pine




703 BF  
Maple



730 BF  
Pine



732 BF  
Pine



733 BF  
Cherry




755 BF  
Knotty Alder



703  
Maple shown with Plantation  
Louver



730  
Pine



732  
Fir



733  
Cherry



755  
Knotty Alder

*Our closet doors come  
in every imaginable  
bi-fold design.*

# Chalkboard Doors

*Whimsical and practical, our chalkboard doors add a fun touch to pantries, kids' rooms or wherever you could use one.*



Door 1120 with Chalkboard  
shown in Pine  
See page 115



Custom Door 5082-A ARP  
 (top panel replaced with  
 Whiteboard) shown  
 in Knotty Alder



1120  
 Mahogany with Chalkboard



1182  
 Fir with Chalkboard



1144  
 Pine with Chalkboard



1181  
 Fir with Chalkboard shown in  
 Flat Panel



Interior Doors


115



1220  
 Knotty Pine with Whiteboard



1282  
 Red Oak with Whiteboard



1244  
 Pine with Whiteboard



1281  
 Fir with Whiteboard shown in  
 Flat Panel

# SDF Doors

*Aesthetically pleasing as well as functional and efficient, our Sustainable Designed Fiberboard designs combine affordability with world-class quality.*








1501 (SG)  
Primed or SDF



1505 (SG)  
Primed or SDF shown in  
Square Sticking



1508 (SG)  
Primed or SDF



1509 (SG)  
Primed or SDF



1510 (SG)  
Primed or SDF



1515 (SG)  
Primed or SDF



1532 (SG)  
Primed or SDF



510 (SG)  
Primed or SDF



644A (SG)  
Primed or SDF



982 (SG)  
Primed or SDF



318 (SG)  
Primed or SDF



832 (SG)  
Primed or SDF shown in  
Square Sticking

# SDF Doors

*Our SDF doors utilize time-tested stile and rail construction for more details and maximum stability.*



Door 2582 shown  
in Primed  
See page 119



2943 (SG)  
Primed or SDF



182 (SG)  
Primed or SDF shown with  
Pinnacle Raised Mouldings



82  
Primed or SDF shown with  
Pinnacle Raised Mouldings



44  
Primed or SDF



85  
Primed or SDF



54  
Primed or SDF



40  
Primed or SDF



91  
Primed or SDF



Door 2582-A  
shown in Primed



92  
Primed or SDF shown with  
Pinnacle Raised Mouldings



93  
Primed or SDF



94  
Primed or SDF



95  
Primed or SDF shown with  
Pinnacle Raised Mouldings




96  
Primed or SDF



2582  
Primed or SDF shown with  
Pinnacle Raised Mouldings



45  
Primed or SDF



86  
Primed or SDF

Door 4697, Side Lites 4708,  
Transom 6710-C,  
all shown in Fir  
*See pages 75, 130 and 131*





# Specialty Doors

*Be an interior design trendsetter with our extensive collection of specialty doors.*

## **21st Century performance meets Old World authenticity.**

Our energy-efficient Simulated Divided Light (SDL) doors have a divided light appearance, created by applying wood barwork to the face of the glass. Rogue Valley Door has customized this technology, so you can choose from our standard collection of doors, or create a design with custom-shaped barwork to fit your style.

## **Usher in the beauty of nature with our exclusive Cielo Collection.**

Lumicor's patented technology presents a new class of architectural resin panel material that captures the beauty of natural botanicals, fine textiles, decorative papers and architectural metals within high-performance translucent resins. At Rogue Valley Door, we've taken this technology and incorporated it into our finely crafted doors to create the Cielo Collection. Intended for interior use, the Rogue Valley Door Cielo Collection has captured real world materials, colors and textures to complement the latest design trends.

## **Bring imaginative additions to any space with our fun and functional Dutch and Café doors.**


Classic Dutch doors are a great option to give any room or entrance an added touch of style. These doors can act as two separate sections or easily function together as a whole. And, almost any door we make can be made into a Dutch door. For your kitchen or any room you'd like to feature a "push-through" entry, our café doors provide a fantastic enter-and-exit option.



Custom Door 82-CAD  
shown in Knotty Alder

# Cielo Glass Door Collection

*Colors, materials and textures come to life beautifully in our exclusive Cielo collection.*



Natural Leaves



Toffee Leaves



Green Leaves




Oasis




Beach Grass



Prairie Grass




Meadow




Tiki Grass




Woodland




Savannah




Kenya




Searchlight




Blue Ice




Lime Ice



Rice Paper




Paper Leaf




Oyster Linen



Large Ovalessque



Olive Mesh Moire



Silver Mesh




Bronze Mesh







1501 (SG)   
Fir shown with Toffee Leaves  
Cielo Glass




1502 (SG)   
Fir shown with Oasis  
Cielo Glass





501 (SG)   
Red Oak shown with Lime Ice  
Cielo Glass




1508 (SG)   
Maple shown with Rice Paper  
Cielo Glass



30G (SG)   
Fir shown with Oyster Linen  
Cielo Glass



55G (SG)   
Fir shown with Large Ovalesque  
Cielo Glass

Door 1501 shown in  
Knotty Alder with Step  
Sticking and Cielo  
Kenya Glass  
*See page 123*

## Specialty Doors

# Dutch Doors

*Bring the vintage look of yesteryear into your home with our handcrafted Dutch doors.*



Dutch Door 4832 shown  
in Knotty Alder  
*See page 124*



4182D (IG)  
182D (SG)  
Hemlock



4482D (IG)  
482D (SG)  
Walnut




4644D (IG)  
644D (SG)  
Fir



4944D (IG)  
944D (SG)  
Fir




4832D (IG)  
832D (SG)  
Mahogany



4843D (IG)  
843D (SG)  
Knotty Alder shown with  
Square Sticking




4035D (IG)  
2035D (SG)  
Fir



4082D  
82D  
Alder shown with Square  
Sticking



Door 4144D  
shown in Fir  
See page 125



4144D (IG)  
144D (SG)  
Fir



4444D (IG)  
444D (SG)  
Fir



4344D (IG)  
344D (SG)  
Fir



4682D (IG)  
682D (SG)  
Hemlock




Specialty Doors

125



4382D (IG)  
382D (SG)  
Hemlock



4842D (IG)  
842D (SG)  
Mahogany



4853D (IG)  
853D (SG)  
Mahogany



4982D (IG)  
982D (SG)  
Hemlock

# Custom Glass SDL Doors

*Increase energy-efficiency and get a divided light look with our custom glass SDL doors.*



Door S-094 (8/0) shown  
in Fir with Satin Glass  
See page 127



S-080 (IG)   
Fir



S-084 (IG)   
Fir



S-086 (IG)   
Fir



S-100 (IG)   
Fir



S-102 (IG)   
Fir



S-102-AD (IG)   
Fir





S-088 (IG)  
Fir



S-094 (IG)  
Fir



S-090 (IG)  
Fir



S-092 (IG)  
Fir



S-104 (IG)  
Fir




S-094-CAD (IG)  
Fir

## Specialty Doors

# Custom Glass SDL Doors

*Our custom glass SDL doors offer elegance along with practicality.*



Custom Door S-096 (8/0)  
shown in Knotty Alder  
See page 128



S-082 (IG)

Fir



## Rogue Premium Plus

**High Performance  
Wood Doors For Tough  
Conditions, Featuring  
A 5-Year No Overhang  
Guarantee!**

Rogue Premium Plus is available on doors with dark gray squares (■). Learn more on page 18.



S-096 (IG)

Fir



S-098 (IG)

Fir





## Specialty Doors

# Café Doors

*Consider Café doors wherever you need a clever easy-in/easy-out solution.*



Café Door 782 shown  
in Mahogany  
See page 129



782  
Mahogany



753  
Fir



782 S  
Red Oak



753 S  
Pine



Hardware not included with Café Doors.

Rogue Premium

Rogue Premium Plus\*

All Sizes

Fire Rated


All Glasses

All Woods

\*Rogue Premium Plus only available in Fir, Pine & Primed.

# Side Lites & Transoms

*Our side lites and transoms provide a stunning way to brighten any room.*



Door 4130, Side Lites  
4703, Transom 6705,  
all shown in Fir  
*See pages 87, 130 & 131*



4701 (IG)  
1701 (SG)  
Fir



4702 (IG)  
1702 (SG)  
Mahogany



4703 (IG)  
1703 (SG)  
Red Oak



4703C (IG)  
1703C (SG)  
Fir



4704 (IG)  
1704 (SG)  
Fir



4705 (IG)  
1705 (SG)  
Fir



4708\* (Low-E IG)  
1708\* (SG)  
Alder



4797 (IG)  
1797 (SG)  
Fir



4798 (Bevel IG)  
1798 (Bevel SG)  
Fir



4662 (Low-E IG)  
2662 (SG)  
Fir



4631 (Low-E IG)  
2631 (SG)  
Fir

\*12" & 14" has 4 lites, 16" & 18" has 8 lites



Door 4612 (8/0), Transom  
6701(w/ GBG), both  
shown in Fir  
*See pages 75 and 131*



SEGMENT TRANSOM

Oak



ELIPTICAL TRANSOM

Fir shown with 6-Light Sunburst



HALF ROUND TRANSOM

Fir



6701 (IG)

3701 (SG)

Fir



6705 (IG)

3705 (SG)

Fir



6710C (IG)

3710C (SG)

Alder



6701 W (IG)

3701 W (SG)

Fir



6705 W (IG)

3705 W (SG)

Fir

\*ALL TRANSOMS ARE AVAILABLE IN  
CUSTOM SIZES AND LIGHT PATTERNS

# Door Resources

*To ensure precise operation and long-lasting beauty, we've included these valuable reference guides.*



## **More than the best doors in the industry**

At Rogue Valley Door, we offer more than the best doors in the industry; we develop relationships with our customers. We're here to answer questions, provide guidance and make sure our products bring you years of genuine satisfaction. For more information, visit a Rogue Valley Door dealer, or contact us at [www.roguevalleydoor.com](http://www.roguevalleydoor.com).



Door 4597 (3/6), Custom  
Side Lite 4509, both shown  
in Mahogany with Seedy  
Baroque Glass  
*See page 83*



# Pre-Hung Doors & Machining

*To avoid any complications on your end, we offer complete machining and pre-hanging services.*

## Pre-Hung Doors

A door should consistently snap into place, clear its jamb, and swing effortlessly on its hinges. The fine tolerances needed to achieve this kind of performance help explain why a pre-hung door is a precision instrument.

Rogue Valley Door has the capability to assemble the jambs, cut for hinges and door knobs, and pre-hang any of our doors for ease of installation. Interior doors, exterior doors, 2-1/4 thick doors, fire doors, radius doors, and clipped corner doors are just a few of the units that we can create in our shop.

## Machining Services

From small residential jobs to large resort and hospitality projects, Rogue Valley Door has a complete range of factory machining services.

Provide us with your machining specifications, and allow us to save you time, eliminate problems of on-site machining, and reduce your overall costs. Our machining services include:

- Cylindrical Lock Preps
- Mortise Lock Preps
- Electronic Lock Preps
- Hinge Preps
- Strike Preps
- Wire Chase Preps
- Flush Bolt Preps
- Concealed Overhead Door Preps
- Door Bottom Preps
- Exit Device Preps
- Multi-Point Locking Preps
- Concealed Vertical Rod Preps



We machine for multi-point locks from W&F and Hoppe.



# Millwork Capabilities

*Every Rogue Valley Door, even the custom shaped doors, can have matching handcrafted millwork, an elegantly carved profile on each portion of the door, including the frame, the jamb, and the door stop.*

## Frames & Jambs



**Double Rabbet**

1-1/4 x 4-9/16

1-1/4 x 5-1/4

1-1/4 x 6-9/16

*Custom size frames and jambs available.*

*Also available for 2-1/4*

*Also available in Fire Rated.*



**Single Rabbet Kerfed**

1-1/4 x 4-9/16

1-1/4 x 5-1/4

1-1/4 x 6-9/16

*Custom size frames and jambs available.*

*Also available for 2-1/4 .*

*Also available in Fire Rated.*



**Flat Jambs**


11/16 x 4-9/16

11/16 x 5-1/4

11/16 x 6-9/16

*Custom size frames and jambs available.*

## Astragals & Mull Posts



**RV 1308 for 1-3/4  
Exterior Door**

1-7/16 x 3-1/8 x 84

1-7/16 x 3-1/8 x 98

*Also available  
for 2-1/4*



**RV 1301 for 1-3/4  
Interior Door**

1-1/4 x 2-1/2 x 84

1-1/4 x 2-1/2 x 98



**RV 1305 for 1-3/8  
Interior Door**

1-1/4 x 2 x 84

1-1/4 x 2 x 98



**RV 1309**

2 x 4-3/8 x 84

2 x 4-3/8 x 98

*Also available for 2-1/4*

**RV 1310**

2 x 3-9/16 x 84

2 x 3-9/16 x 98

*Also available for 2-1/4*



**RV 1311**

2-1/2 x 4-3/8 x 84

2-1/2 x 4-3/8 x 98

*Also available for 2-1/4*

**RV 1312**

2-1/2 x 3-9/16 x 84

2-1/2 x 3-9/16 x 98

*Also available for 2-1/4*

## Brick Moulding & Casings



**RV 180**

1-1/4 x 2 x 39

1-1/4 x 2 x 84

1-1/4 x 2 x 98



**RV 356**

11/16 x 2-1/4 x 39

11/16 x 2-1/4 x 84

11/16 x 2-1/4 x 98



**RV 351**

11/16 x 2-1/2 x 39

11/16 x 2-1/2 x 84

11/16 x 2-1/2 x 98



**RV 324**

11/16 x 2-1/4 x 39

11/16 x 2-1/4 x 84

11/16 x 2-1/4 x 98



**RV 441**

11/16 x 3-1/4 x 39

11/16 x 3-1/4 x 84

11/16 x 3-1/4 x 98



**RV 444**

11/16 x 3-1/4 x 39

11/16 x 3-1/4 x 84

11/16 x 3-1/4 x 98



**RV 5**

11/16 x 3-1/4 x 39

11/16 x 3-1/4 x 84

11/16 x 3-1/4 x 98



**RV 325**

11/16 x 3-1/4 x 39

11/16 x 3-1/4 x 84

11/16 x 3-1/4 x 98




**RV 433**

9/16 x 3-1/4 x 39

9/16 x 3-1/4 x 84

9/16 x 3-1/4 x 98



**RV 525**

1 x 5-1/4 x 39

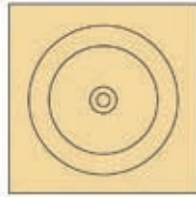
1 x 5-1/4 x 84

1 x 5-1/4 x 98




Door 1501 shown in  
Knotty Alder with  
Seedy Baroque Glass  
*See page 100*

## Rosettes



**ROSETTE**  
3/4 x 3-1/2 x 3-1/2


## Door Stops



**RV 876**  
7/16 x 1-3/8 x 84  
7/16 X 1-3/8 X 98



**RV 872**  
7/16 x 1-3/8 x 84  
7/16 x 1-3/8 x 98



**RV 936**  
7/16 x 1-3/8 x 84  
7/16 x 1-3/8 x 98



## Raised Mouldings



**PM-1**  
Pinnacle Moulding



**RM-1**  
Raised Moulding



**FM-1**  
Face Moulding



**RM-6**  
Raised Moulding

## Stickings



**A-1**  
(For 1/8 glass in  
1-3/8 door)



**A-5**  
(For 1/8 glass in  
1-3/4 door)



**C-7**  
(For 5/8 glass in  
1-3/4 door)



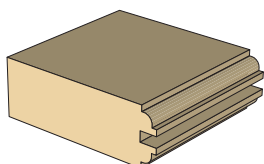
**A-2**  
(Commonly used to  
stop in side lites)

Rogue Valley Door millwork is a fantastic finishing touch and can bring together the design of every door in your home, the unifying detail of your unique style.

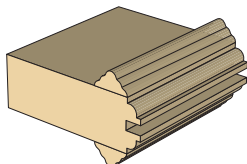
# Sticking/Panel Profile Options

*From elegant raised mouldings to a simple shaker-style flat-panel door, Rogue Valley Door has a door to fit your home's decor. Below is a list of some of our more popular door profiles.*

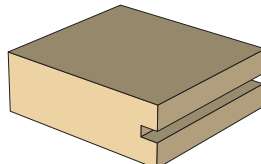
## Sticking Profiles with 1/4" Groove



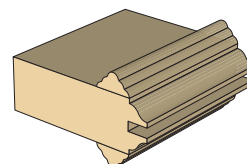
1-3/8" Ovolo



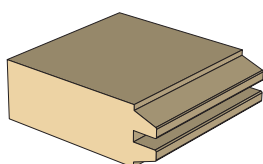
1-3/8" Ovolo FM



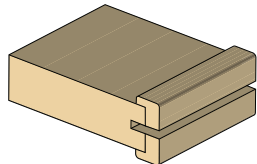
1-3/8" Square



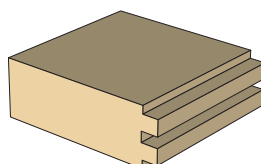
1-3/8" Ogee FM



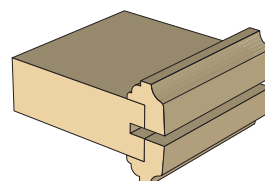
1-3/8" Bevel



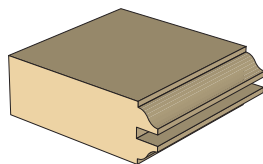
1-3/8" Craftsman RM



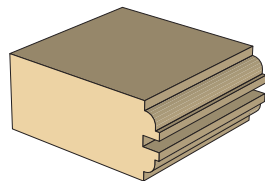
1-3/8" Step



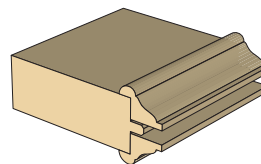
1-3/8" Raised Moulding RM



1-3/8" Ogee

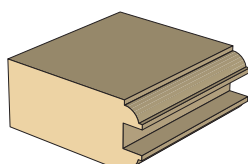


1-3/4" Ovolo

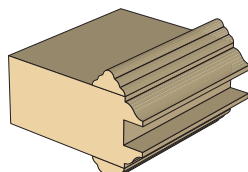


1-3/8" Pinnacle RM

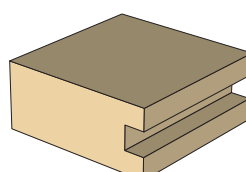
## Sticking Profiles with 5/8" Groove



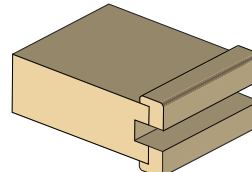
1-3/4" Mod Ovolo



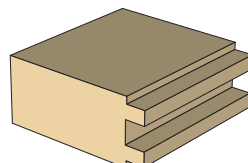
1-3/4" Ogee FM\*



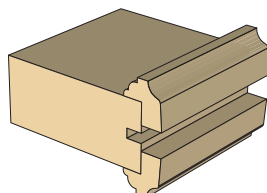
1-3/4" Square & 1-3/8" Square



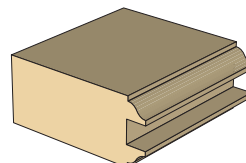
1-3/4" Craftsman RM



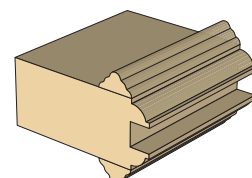
1-3/4" Step



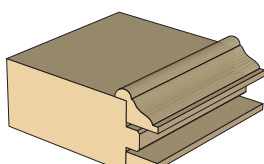
1-3/4" Raised Moulding RM



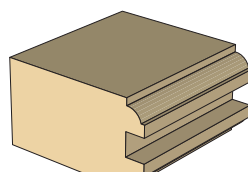
1-3/4" Ogee\*



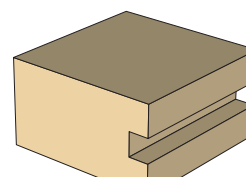
1-3/4" Mod Ovolo FM



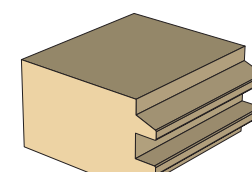
1-3/4" Pinnacle RM



2-1/4" Mod Ovolo



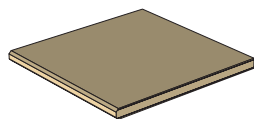
2-1/4" Square



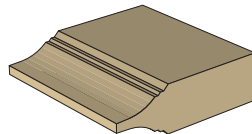
2-1/4" Bevel



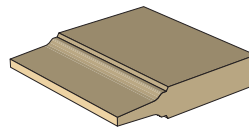
## Panel Profiles with 1/4" Tongue



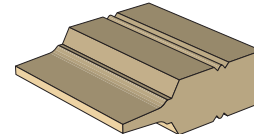
1/4" Flat



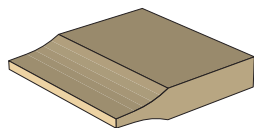
1-3/8" TRP



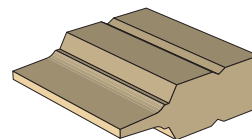
3/4" HRP



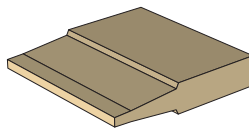
1-1/8" HRP Beaded



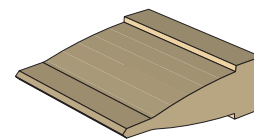
3/4" SRP



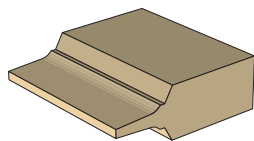
1-1/8" HRP True V



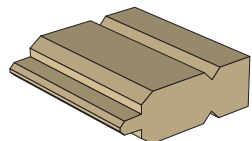
3/4" MRP



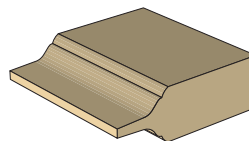
1-1/8" ARP



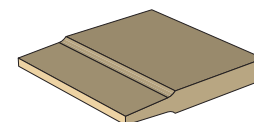
1-1/8" HRP



1-1/8" PRP\*\*

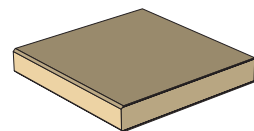


1-3/8" CRP

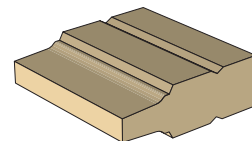


9/16" BRP

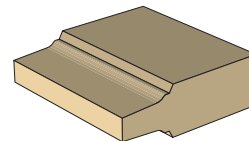
## Panel Profiles with 5/8" Tongue



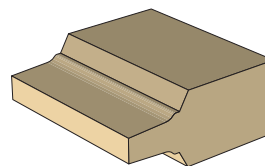
5/8" Flat



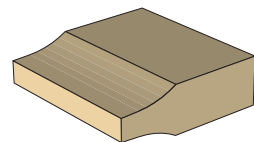
1-3/8" HRP True V



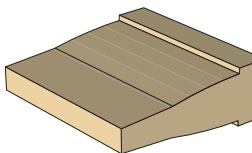
1-3/8" HRP



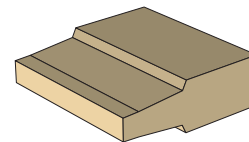
1-3/4" HRP



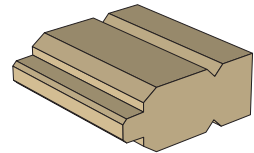
1-3/8" SRP



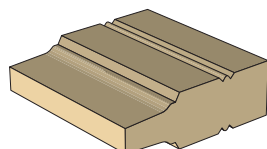
1-3/8" ARP 2



1-3/8" MRP



1-5/8" PRP 2\*\*



1-3/8" HRP Beaded

For more Sticking/Panel Options,  
go to [www.roguevalleydoor.com](http://www.roguevalleydoor.com).

\*Not Available in Shapes

\*\*Not Available with Raised Mouldings

Drawings are for reference purposes only and may not be drawn to exact scale.

# Glass Care Instructions

*Quick Reference Guide to Cleaning Architectural Glass Products*

## Glass Care Dos and Don'ts

### **Dos:**

- Clean glass when dirt and residue appear.
- Determine if coated glass surfaces are exposed.
- Exercise special care when cleaning coated glass surfaces.
- Avoid cleaning tinted and coated glass surfaces in direct sunlight.
- Start cleaning at the top of the building and continue to lower levels.
- Soak the glass surface with a clean water and soap solution to loosen dirt and debris.
- Use a mild, non-abrasive commercial window cleaning solution.
- Use a squeegee to remove all of the cleaning solution.
- Dry all cleaning solution from window gaskets, sealants and frame.
- Clean one small window and check to see if procedures have caused any damage.
- Be aware of and follow the glass supplier's specific cleaning recommendations.
- Caution other trades against allowing other materials to contact the glass.
- Watch for and prevent conditions that can damage the glass.

### **Don'ts:**

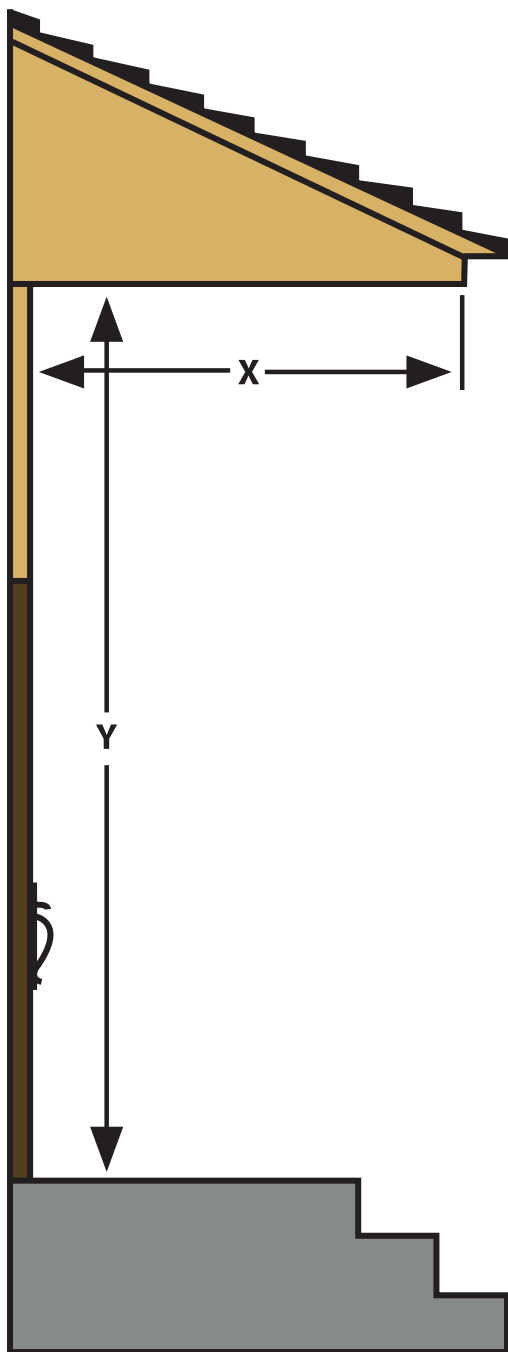
- Don't use scrapers of any size or type for cleaning glass.
- Don't allow dirt and residue to remain on glass for an extended period of time.
- Don't begin cleaning glass without knowing if a coated surface is exposed.
- Don't clean tinted or coated glass in direct sunlight.
- Don't allow water or cleaning residue to remain on the glass or adjacent materials.
- Don't begin cleaning without rinsing excessive dirt and debris.
- Don't use abrasive cleaning solutions or materials.
- Don't allow metal parts of cleaning equipment to contact the glass.
- Don't trap abrasive particles between the cleaning materials and the glass surface.
- Don't allow other trades to lean tools or materials against the glass surface.
- Don't allow splashed materials to dry on the glass surface.



# Calculating Door Overhang

*Adequate overhang is very critical to the life and performance of a wood stile and rail door.*

## Appropriate Overhang Calculation



Adequate overhang is very critical to the life and performance of a wood stile and rail door. A proper overhang will help protect your door from the elements and extend the life of the door. In most climate conditions the following formula can be used to determine the appropriate amount of overhang:  $X=1/2Y$  (where X is the length of the overhang required and Y is the distance from the bottom of the door to the base of the overhang.) For example, if the measurement from the bottom of the door to the base of the overhang is 8 feet, the required overhang is 4 feet. For more severe climates, very wet or dry areas, the following formula should be used:  $Y=X$ .

# Handling, Installation & Finishing

*Wood stile and rail doors are a reflection of quality and good taste. To ensure you obtain the maximum enjoyment and utility of your door, follow these guidelines.*

*Please read and follow the guidelines detailed below. Failure to follow the guidelines below will invalidate our Limited Warranty. It will be the discretion of Rogue Valley Door or its representative to approve or reject any claim due to poor handling, application, installation or finishing.*

## Door Handling Guide

1. Handle all doors with clean gloves and equipment.
2. Avoid dragging doors across one another or across other surfaces. Avoid leaning at a steep angle.
3. Store on a level surface in a dry, well-ventilated building. Avoid stacking on end.
4. Cover doors to keep clean, but allow air circulation.
5. Doors should not be subject to abnormal heat, dryness, or humidity for prolonged periods. Avoid sudden changes such as forced heat to dry out a building.
6. Deliver doors in a clean truck and under cover from wet weather.
7. Deliver door to building site only after plaster, stucco, and/or cement is dry.
8. If the doors are to be stored for long periods or on the job site, the entire door including the top and bottom edges must be sealed in order to prevent undue moisture absorption.
9. Door shall not be exposed to excessive moisture (above 55% RH), excessive heat (90 degrees F), and dryness (30%RH).

## Door Fitting & Hanging Guide

1. All wood doors should be conditioned to average prevailing relative humidity of the locality before hanging.
2. When hanging door, allow adequate clearance for swelling of door or frame in extremely damp weather.
3. All exterior glazed doors should be hung with the removable wooden bead facing the interior side of the opening.
4. Avoid cutting doors down in size, use designated sizes. If width trim is necessary, do not trim more than 1/4" per side. Top of door may be trimmed 1/2" and the bottom no more than 1-1/2". Use a sharp, fine tooth saw for best results.
5. Caution must be used to avoid impairing the utility or structural strength of the door when fitting for hardware, lites, louvers, panels, and/or any other special detail.
6. Be sure the jambs and stops are set perfectly square and plumb.
7. Immediately after fitting, cutting for closures, weather-strip and/or threshold and before hanging any interior or exterior door on the job, the entire door including top and bottom edges must be sealed to prevent undue absorption of moisture.

## Door Preparation For Finishing Guide

1. Adjust or align components if necessary.
2. All doors manufactured by Rogue Valley Door require sanding prior to finishing. The degree of pre-sanding will depend upon the owner's selection of stain and whether or not they are spraying or wiping on the stain.
3. Remove all handling marks, instruction labels, stamps and effects of exposure to moisture with a thorough, final light sanding over all surfaces of the door, using 180 grit sand paper. Note: Small amounts of grease, oil or pitch can be wiped clean with mineral spirits.
4. Clean door thoroughly after sanding to remove all dust or foreign material. Avoid using chemical cleaners that react unfavorably to certain wood species and finishes. Consult a finish expert. Note: Some hardwood species can have an adverse reaction with certain chemical cleaners and finishes.
5. Apply finish as soon as door is fitted, but before final hanging. Cutouts for hardware must be sealed prior to installation. Rogue Valley Door will not warrant product that has been hung prior to finishing or that shows deterioration of wood or swelling due to finish breakdown.
6. Make sure all surfaces are sealed and finished, including top, bottom, and side edges of the stiles and rails.
7. It is the finisher's responsibility to cover the glass during the finishing process. On doors ordered with plastic film, removal of the film immediately after finishing is required. Failure to remove the film in a timely manner may result in difficulties in removing the film at a later date. Do not use razors or other sharp object to remove the film or clean the glass. These items may scratch the glass.



## Exterior Door Finishing Guide

**Caution:** *If during the finish process you are having some issues with your door, stop finishing immediately and contact the company from where you purchased the doors.*

### Stain & Clear Finish

The top coats should be a solvent-borne (oil-base, alkyd resin base, polyurethane resin-base) or a water-borne (latex resin-base) clear finish. The advantages of a solvent-borne clear finish is they are faster drying, harder, and more water resistance. The advantages of a water-borne clear finish is they are very flexible, ultraviolet resistance, and have good exterior durability. Note: Lacquer-base toners or finishes should not be used on exterior doors.

1. Depending on the type of stain being applied, the door may need to be prepped with a wood conditioner or sanding sealer prior to applying stain. Verify with the stain and top coat manufacturer's instructions.
2. Doors should be sealed with at least three coats of a good quality exterior solvent-borne or water-borne clear finish.
3. Sand lightly between top coats, making sure that all surfaces and edges are covered every time a coat is applied. Clean door of dust before applying the next coat.
4. To minimize moisture penetration where wood parts or glass and wood come together, be sure enough top coat is applied to form a bridged film across any voids. Make sure that the finish does not prevent movement of the floating panels.
5. You can make sure all coatings in the finish system are compatible by using products from the same manufacturer. Finish manufacturers will be able to tell you which of their products may be successfully applied in combination with each other. Finishes should be applied in accordance with the manufacturer's instructions.
6. Dark colored stains should not be used on doors exposed to sunlight, as expansion and contraction of door components may occur.
7. A substantial overhang and protection from the elements will minimize component movement inherent in exterior wood doors.

### Paint Finish

Oil-base or latex resin-base exterior grade primer and paints may be used on wood doors. Oil-base primer and paints offer more resistance to moisture penetration, and latex resin-base primer and paints will offer better durability and color retention.

1. Doors should be sealed with a good quality exterior primer followed by at least two topcoats of either an oil-base or latex resin-base exterior paint.
2. Sand lightly between coats, making sure that all surfaces and edges are covered every time a coat is applied. Clean door of dust before applying the next coat.
3. To minimize moisture penetration where wood parts or glass and wood come together, be sure enough paint is applied to form a bridged film across any voids. Make sure that the finish does not prevent movement of the floating panels.
4. You can make sure all coatings in the finish system are compatible by using products from the same manufacturer. Finish manufacturers will be able to tell you which of their products may be successfully applied in combination with each other. Finishes should be applied in accordance with the manufacturer's instructions.
5. Dark colored paints should not be used on doors exposed to sunlight, as expansion and contraction of door components may occur.
6. A substantial overhang and protection from the elements will minimize component movement inherent in exterior wood doors.

### High Exposure Finishing

1. Use silicone caulking around the perimeter of each glass pane. This will seal the putty and prevent any moisture from penetrating the door.

# Handling, Installation & Finishing

(continued)

2. Use silicone caulking around the perimeter of each panel. This will seal the panel joint and help prevent moisture from penetrating the door.
3. Allow any finish to flow onto the glass area at least 1/16 inch.
4. Storm door may be required to completely eliminate moisture problems. If storm door is used, it must be ventilated to eliminate heat build-up.

## Maintenance

Your Rogue Valley Door will need some periodic maintenance to help insure that it has adequate protection against the elements. This regular maintenance is required for the warranty that is provided with every Rogue Valley Door. Some of the following signs are indicators that it is time to re-finish your Rogue Valley Door: chalkiness in finish, flaking of finish, hairline cracks in the finish, and changes in the color of the finish.

## Interior Door Finishing Guide

**Caution:** *If during the finish process you are having some issues with your door, stop finishing immediately and contact the company from where you purchased the doors.*

### Stain & Clear Finish

A solvent-borne system is recommended for interior door applications, and may be that of a lacquer-base.

1. Depending on the type of stain being applied, the door may need to be prepped with a wood conditioner or sanding sealer prior to applying stain. Verify with the stain and top coat manufacturer's instructions.
2. Doors should be sealed with at least two coats of a good quality exterior solvent-borne or water-borne clear finish.
3. Sand lightly between top coats, making sure that all surfaces and edges are covered every time a coat is applied. Clean door of dust before applying the next coat.
4. You can make sure all coatings in the finish system are compatible by using products from the same manufacturer. Finish manufacturers will be able to tell you which of their products may be successfully applied in combination with each other. Finishes should be applied in accordance with the manufacturer's instructions.

### Paint Finish

Oil-base or latex resin-base primer and paints may be used on wood doors. Oil-base primer and paints offer more resistance to moisture penetration, and latex resin-base primer and paints will offer better durability and color retention.

1. Doors should be sealed with a good quality primer followed by at least two topcoats of either an oil-base or latex resin-base paint.
2. Sand lightly between coats, making sure that all surfaces and edges are covered every time a coat is applied. Clean door of dust before applying the next coat.
3. You can make sure all coatings in the finish system are compatible by using products from the same manufacturer. Finish manufacturers will be able to tell you which of their products may be successfully applied in combination with each other. Finishes should be applied in accordance with the manufacturer's instructions.

**IMPORTANT:** *We strongly urge you to read and follow the guidelines detailed above. Failure to follow the guidelines above will invalidate our Limited Warranty. It will be the discretion of Rogue Valley Door or its representative to approve or reject any claim due to poor handling, application, installation or finishing.*



# Rogue Valley Door Warranty

*Rogue Valley warranty information for your door*

## Limited Warranty

All stile and rail door products manufactured by Rogue Valley Door meet or exceed generally accepted industry standards. Rogue Valley Door warrants that at the time of shipment, each door is fabricated with good material and workmanship and is free of defects which would cause the door to be unfit for the ordinary recommended use. Specific warranty periods for doors, door components, and exclusions are as follows:

### One Year Exterior Door and Fire Door Limited Warranty

For doors used in an exterior application or interior fire door application will be warranted for one year from the date of shipment from the factory. This warranty applies only to doors that have been properly handled, finished, and for exterior doors installed with a proper overhang in accordance with the Rogue Valley Door Handling, Finishing, and Installation Guidelines.

### Ten Year Interior Door Limited Warranty

For doors used in an interior application will be warranted for ten years from the date of shipment from the factory. Interior application is defined as having a controlled interior climatic conditions on both sides of the door. The ten year warranty does not apply to fire rated doors, doors with Cielo panels, or doors used in commercial, hospitality, or multi-family applications, in which case the one year warranty will apply. The ten year warranty only applies to the original purchaser, and is non-transferable.

### Five Year Rogue Premium Limited Warranty

For doors manufactured using the Rogue Premium construction methods using either 1/4" veneer or solid face laminated stiles and rails. This warranty applies only to doors that have been properly handled, finished, and for exterior doors installed with a proper overhang in accordance with the Rogue Valley Door Handling, Finishing, and Installation Guidelines. The five year warranty only applies to the original purchaser, and is non-transferable.

### Five Year Insulated Glass Limited Warranty

Rogue Valley Door warrants that any of our Insulated glass units will not develop a visual obstruction between the two panes of glass caused by the failure of the seal. Rogue Valley Door liability to a seal failure will be to send out a replacement glass unit.

## Warranty Exclusions

**The following are not considered a defect in your Rogue Valley Door, and are not covered by this written warranty:**

1. Failure to properly seal all six edges of the door. The door must be properly finished immediately after fitting and hanging.
2. Natural color or texture variations in the wood.
3. Expansion of bottom rail due to climate conditions is not considered a defect.
4. Damage caused from extreme heat build up where a storm door is being used.
5. Failure to perform routine homeowner's maintenance.
6. Damage from improper storage or handling of the doors.
7. Panel shrinkage is not considered a defect.
8. Failure to have adequate overhang, see page 175 for details.
9. For doors 3/0 x 7/0 or smaller, warp not exceeding 1/4" in the plane of the door. For doors larger than 3/0 x 7/0 warranty against warp does not apply. Warranty will apply for doors up to 3/6 x 8/0, warp not exceeding 3/8" in the plane of the door if properly installed with a three-point locking mechanism. Action on any claim for warp may be deferred for a period of up to 1 year, in order to permit conditioning and equalizing to humidity and temperature conditions.
10. Doors larger than 3/6 x 8/0 x 2-1/4 are not covered under this warranty.
11. Plank doors are not warrantied against warp in any size.

## Door Index

# Catalog Page Listing of Door Patterns

*Use this index to find your door.*

Door Pattern #	Page(s)	Door Pattern #	Page(s)	Door Pattern #	Page(s)	Door Pattern #	Page(s)
10 BF.	110	85 BF.	111	753	129	1702	130
20 BF.	110	85	108, 118	755 BF.	113	1703	130
20	43, 106	86 BF.	112	755	113	1704	130
20 V.	72, 99	86	107, 119	782 S.	129	1705 BF.	113
20 VA.	72, 99	88 BF.	113	782	129	1705	130
21	95	88 G.	37, 85, 103	831	78	1708	130
21-G.	95	88	107	832	78, 117	1797	130
22	95	91 BF.	112	832 D.	124	1798	130
22-G.	95	91	108, 118	841	78	2002	107
26	94	92 A.	43	842 D.	125	2003	107
26-G.	94	92 BF.	112	842	78	2005	81
26-AS.	94	92	108, 119	843 D.	124	2009	109
26-ASG.	94	93 BF.	112	843	78	2020	80
28	95	93	109, 119	853D.	125	2031	79
28-G.	95	94 BF.	112	853	78	2035 D.	124
28-AS.	95	94	109, 119	863	79	2035	79
28-ASG.	95	95 BF.	112	872	79	2039	79
30 BF.	110	95	109, 119	918	77	2045	107
30 G.	37, 85, 102, 113	96 BF.	112	944 D.	124	2060	101
30 V.	72, 99	96	109, 119	944	78	2132	37, 80
30 VA.	72, 99	117	76	982 D.	125	2134	79
30	39, 106	118	77	982	76, 117	2570	85
32	95	144 D.	125	1120	115	2582	108, 119
32-G.	95	144	45, 77	1144	115	2614	81
33 BF.	110	182 D.	124	1181	115	2631	130
33	106	182	76, 118	1182	115	2662	130
40 BF.	110	318	77, 117	1220	115	2943	79, 118
40	108, 118	344 D.	125	1244	115	3701 W.	131
42	95	344	77	1281	115	3701	131
42-G.	95	382 D.	125	1282	115	3705 W.	131
44 BF.	110	382	76	1501 CAD.	37	3705	131
44 Clip Door.	47	401	83	1501 R.	103	3710 C.	131
44 G.	85, 103	410	83	1501 RD.	103	4002	88
44	107, 118	412 V.	73	1501	37, 45, 83, 100	4003	87
45 BF.	110	412 VA.	73		105, 117, 123	4009	87
45	107, 119	412 VAD.	47	1502 L.	41	4010 G.	37, 85
54 BF.	110	412	83	1502	85, 102, 123	4010	87
54	118	418	77	1503	83, 100	4020 1 Panel.	43, 87
55 BF.	111	444 D.	125	1505	83, 100, 117	4020	80
55 G.	85, 103, 123	444	77	1508	83, 100, 117, 123	4020-V.	72
55	106	482 D.	124	1509	83, 101, 117	4020-VA.	72
64 BF.	111	482	76	1510	83, 101, 117	4021	64
64	108	501	83, 102, 105, 123	1515	83, 101, 117	4021-G.	64
66 BF.	111	510	83, 102, 117	1517 R.	103	4022	65
66 G.	85, 103	512 VAD.	47	1517 RD.	103	4022-G.	65
66	107	512	83, 102	1531	84, 101	4026	62
67 BF.	111	618	77	1532	84, 101, 117	4026-G.	62
67	108	644 A.	117	1533	37, 85, 102	4026-AS.	62
77	94	644 D.	124	1541	84, 101	4026-ASG.	62
77-G.	94	644	78	1542	84, 101	4028	63
82 A.	43, 106	682 D.	125	1543	84, 101	4028-G.	63
82 A BF.	111	682	76	1553	84, 101	4028-AS.	63
82 BF.	111	703 BF.	113	1563	37, 85, 101	4028-ASG.	64
82 D.	124	703	113	1572	85, 101	4030 G.	37, 85
82 L.	41	730 BF.	113	1583	85, 101	4030 V.	72
82 RD.	47	730	113	1590	105	4030 VA.	72
82 V.	72, 99	732 BF.	113	1591	45, 105	4030	39, 87
82 VA.	72, 99	732	113	1592	45, 105	4031	79
82	106, 118	733 BF.	113	1597	83, 102	4032	65
83 BF.	111	733	113	1598	83, 102	4032-G.	65
83	109	753 S.	129	1701	130	4033	89



# Door Index (Continued)

Door Pattern #	Page(s)	Door Pattern #	Page(s)	Door Pattern #	Page(s)	Door Pattern #	Page(s)
4035 D.....	124	4502.....	85	4797.....	130	7005 A.....	71
4035.....	79	4503.....	83	4798.....	130	7006 A.....	71
4040.....	89	4505.....	83	4832 D.....	124	7007.....	71
4042.....	65	4508.....	83	4832.....	78	7008.....	71
4042-G.....	65	4509.....	83	4841.....	78	7026.....	65
4044 Clip Door.....	47	4510.....	83	4842 D.....	125	7050.....	54
4044 G.....	85	4515.....	83	4842.....	78	7070.....	53
4044.....	87	4520.....	58	4843 D.....	124	7071.....	57
4045.....	88	4531.....	84	4843.....	78	7072.....	57
4046.....	87	4532.....	84	4853 D.....	125	7077.....	55
4047.....	56	4533.....	37, 85	4853.....	78	7078.....	55
4050.....	54	4541.....	84	4863.....	79	7100.....	63
4055 G.....	85	4542.....	84	4872.....	79	7126.....	65
4055.....	87	4543.....	84	4901 C Side Lite.....	61	7300.....	63
4056.....	76	4544.....	57	4902 Side Lite.....	57	7300-S.....	63
4060 C.....	88	4546.....	57	4910.....	65, 81	7583 G.....	41
4060.....	53	4553.....	84	4910-G.....	65	7583.....	41
4064.....	88	4563.....	37, 85	4912.....	61	7750 Side Lite.....	53, 54
4067.....	88	4570.....	79	4917.....	61	7771 Side Lite.....	57
4070.....	53	4571.....	79	4918.....	77	7777 Side Lite.....	55
4077.....	63	4572.....	85	4932.....	57	S-080.....	126
4077-G.....	63	4581.....	85	4933.....	60	S-082.....	128
4080.....	55	4582.....	88	4936.....	61	S-084.....	126
4082 A.....	43, 71, 87	4583.....	85	4943.....	79	S-086.....	126
4082 D.....	124	4597.....	83	4944 D.....	124	S-088.....	127
4082 L.....	41	4598.....	83	4944.....	78	S-090.....	127
4082 RD.....	47	4612.....	75	4953 A.....	56	S-092.....	127
4082 V.....	72	4614.....	81	4953.....	56	S-094 CAD.....	127
4082 VA.....	72	4618.....	77	4961 V.....	58	S-094.....	127
4082.....	29, 87	4619.....	80	4961 V Side Lite.....	58	S-096.....	128
4083.....	87	4620.....	58	4961 VA.....	58	S-098.....	128
4085.....	88	4623 RD.....	47	4962 A.....	59, 60	S-100.....	126
4086.....	88	4623.....	56	4962 Side Lite.....	59, 60	S-102 AD.....	126
4091.....	89	4631 Side Lite.....	130	4962.....	59, 60	S-102.....	126
4092 A.....	43	4631 V.....	73	4963 A.....	59	S-104.....	127
4092.....	89	4631 V Side Lite.....	73	4963 AD.....	47		
4093.....	89	4631 VA.....	73	4963.....	59		
4094.....	89	4631.....	75	4982 D.....	125		
4095.....	89	4632 A.....	75	4982 V.....	73		
4096.....	89	4632.....	75	4982 VA.....	73		
4101.....	56	4633.....	75	4982.....	76		
4108.....	75	4642.....	75	5001 SG.....	66, 96		
4117.....	77	4644 D.....	124	5001.....	66		
4118.....	77	4644.....	78	5010 SG.....	66, 96		
4120.....	58	4654.....	64	5010.....	66		
4130 G.....	85	4661 A.....	75	5020 A ARP.....	67, 97		
4130.....	87	4661 V.....	73	5020 A PRP.....	68, 96		
4132.....	37, 80	4661 V Side Lite.....	73	5020 ARP.....	67, 97		
4134.....	80	4661 VA.....	73	5020 PRP.....	68, 96		
4144 D.....	125	4662 A.....	75	5030 A ARP.....	67, 97		
4144.....	77	4662 Side Lite.....	130	5030 A PRP.....	68, 97		
4182 D.....	124	4662.....	75	5030 AD ARP.....	47		
4182.....	76	4663.....	75	5030 ARP.....	67, 97		
4318.....	77	4664 V.....	73	5030 PRP.....	68, 97		
4344 D.....	125	4667.....	76	5082 A ARP.....	69, 96		
4344.....	77	4682 D.....	125	5082 A PRP.....	67, 97		
4362.....	59	4682.....	76	5082 ARP.....	67, 97		
4382 D.....	125	4697.....	75	5082 PRP.....	69, 96		
4382.....	76	4701.....	130	5506 ARP.....	66		
4400.....	65	4702.....	130	5506 PRP.....	68		
4400-G.....	65	4703 C.....	130	5508 ARP.....	66		
4414.....	54	4703 V Side Lite.....	73	5508 PRP.....	68		
4418.....	77	4703.....	130	5661 A ARP.....	67		
4444 D.....	125	4704 V Side Lite.....	73	5661 A PRP.....	68		
4444.....	77	4704.....	130	5661 ARP.....	67		
4462 Side Lite.....	59	4705.....	130	5661 PRP.....	68		
4462.....	59	4708.....	130	6701 W.....	131		
4482 D.....	124	4744 Side Lite.....	57	6701.....	131		
4482.....	76	4746 Side Lite.....	57	6705 W.....	131		
4501 CAD.....	37	4750 Side Lite.....	53, 54	6705.....	131		
4501.....	83	4751 Side Lite.....	58	6710 C.....	131		
4502 L.....	41	4780 Side Lite.....	55	7004.....	71		



Door 4912, Side Lite 4901-C,  
all shown in White Oak with  
Traditions Glass  
*See page 61*